



ANDHRA PRADESH ELECTRICITY REGULATORY COMMISSION

Vidyut Nyantrana Bhavan, Adjacent to 220/132/33/11 KV AP Carbides SS,
Dinnedevarapadu Road, Kurnool - 518 002, Andhra Pradesh.
Phones: 08518 - 294823,24,25,26

FRIDAY, THE TWENTY-NINTH DAY OF NOVEMBER

TWO THOUSAND AND TWENTY-FOUR

(29.11.2024)

:Present:

Sri Thakur Rama Singh, Chairman (I/c) & Member

Sri P.V.R.Reddy, Member

In the matter of determination of the final True-up of Fuel & Power Purchase Cost Adjustment (FPPCA) surcharge for FY 2023-24 as per the Fourth Amendment (Regulation No. 2 of 2023) to the APERC Regulation No.4 of 2005 (Terms and conditions for determination of tariff for Wheeling and Retail Sale of Electricity)

in

O.P.No.69 of 2024

Southern Power Distribution Company of Andhra Pradesh LimitedPetitioner

O.P.No.70 of 2024

Andhra Pradesh Central Power Distribution Corporation LimitedPetitioner

O.P.No.71 of 2024

Eastern Power Distribution Company of Andhra Pradesh LimitedPetitioner

In terms of the fourth amendment (Regulation 2 of 2023) to APERC Regulation 4 of 2005 (Terms and conditions for determination of tariff on Wheeling and Retail Sale of Electricity) (**For short “the Regulation”**), the three DISCOMs in Andhra Pradesh viz APSPDCL, APCPDCL and APEPDCL (**For short “the DISCOMS” or “the petitioners”**) have filed petitions for **determination of final True-up of Fuel & Power Purchase Cost Adjustment (FPPCA) surcharge for FY2023-24** and these petitions have been registered in Commission’s record as shown below.

DISCOM	APSPDCL		APCPDCL		APEPDCL	
	Date of filing	O.P No.	Date of filing	O.P No.	Date of filing	O.P No.
FY2023-24	27.05.2024	69 of 2024	26.05.2024	70 of 2024	25.05.2024	71 of 2024

The Public Notice and the petitions in PDF formats, all computations in Excel sheets and information received from the DISCOMS every month as stipulated in Regulation from time to time were placed on the website of the Commission on 04.11.2024 ((Annexure-I) inviting objections/views/suggestions from the interested persons/stakeholders on or before 19.11.2024. The DISCOMS were directed to publish a summary of the filings in One (1) English daily newspaper in English and One (1) Telugu daily newspaper in the Telugu language, which has wide circulation in the licensed area. The DISCOMS were also directed to upload their filings in PDF format and Excel sheets on their official websites before issuing public notice in the newspapers. Accordingly, APSPDCL, APEPDCL, and APCPDCL have published the Public Notice in the prescribed format in Eenadu (Telugu) daily newspaper in Telugu language (Annexure-II(A)) & in Times Nation (English) daily newspaper in the English language on 04.11.2024 (Annexure-II(B)) informing the public about their True up of FPPCA for FY2023-24 each month wise inviting objections/views/suggestions.

Accordingly, after carefully considering the objections, suggestions of different stakeholders, responses furnished by APDISCOMS & all the material available on record, the Commission passes the following common order.

COMMON ORDER

1. Below is the summary of DISCOM-wise True Up claims of FPPCA for FY2023-24, with full details as shown in Annexure IV.

Claims of the DISCOMs:

DISCOMs	Energy Dispatch (MU)			PP Cost (Rs. Cr) including Tr.cost			Per unit Cost (Rs/unit)		FPPCA (Rs/unit)
	Approved	Actual	Difference	Approved	Actual	Difference	Approved	Actual	
APSPDCL	28,554.62	32,206.03	3,651.41	14,382.16	20,102.01	5719.85	5.04	6.24	1.8429
APCPDCL	16,847.15	17,514.04	666.89	8,483.52	10,888.98	2405.46	5.04	6.22	1.4378
APEPDCL	29,546.17	30,038.27	492.09	14,431.66	18,476.68	4045.02	4.88	6.15	1.3875
Total	74,947.94	79,758.33	4,810.39	37,297.33	49,467.67	12,170.34	4.98	6.20	1.5809

2. The relevant regulatory provisions referred to by the DISCOMS in their filings are shown below:

Regulation No.2 of 2023 [Fourth amendment to the APERC Regulation No. 4 of 2005) [Terms and conditions for determination of tariff for Wheeling and Retail Sale of Electricity). Clause Nos 3 & 4 of Regulation reads as follows.

“Clause 3: Sub-clause 12.4 in the Principal Regulation shall be substituted with the following:

“The Distribution Licensee shall be entitled to recover from or refund to the consumers, as the case may be, the FPPCA (Fuel and Power Purchase Cost Adjustment) according to the formula and other conditions specified in this regulation on a monthly basis automatically from time to time and such monthly automatic adjustment shall be trued up on an annual basis by the Commission”.

Clause 4: The following sub-clause 12.5 shall be added after sub-clause 12.4 in the Principal Regulation.

12.5 FPPCA (Fuel and Power Purchase Cost Adjustment)

The formula for FPPCA as under

$$FPPCA = (APPC-BPPC) / [l-(Loss\ in\% / 100)]$$

Where,

FPPCA = Fuel & Power Purchase Cost Adjustment in Rs/unit up to 4 decimal places

APPC = The actual weighted average power purchase cost per unit of energy, which shall be arrived at as the actual total power purchase cost [including the transmission & scheduling costs) in Rs. Million for the month for which the Distribution Licensee is recovering FPPCA' automatically divided by the actual quantum of power purchases in Million Units made by the Distribution Licensee approved by the Commission for that month.

BPPC = The base weighted average power purchase cost per unit of energy, which shall be arrived at as the total power purchase cost approved by the Commission in Rs. Million [including the transmission & scheduling costs) in the RSTO [Retail Supply Tariff Order) for the month for which the Distribution Licensee is recovering FPPCA' divided by the total quantum of energy in Million Units approved by the Commission in the RSTO for the Distribution Licensee for that month.

Loss in % = The weighted average Transmission and Distribution losses [%] approved by the Commission for the Distribution Licensee for the financial year [n] in which the Distribution Licensee is recovering FPPCA' or actual weighted average Transmission and Distribution losses [%] of the previous year (n-1) for that Distribution Licensee, whichever is lower.

Manner of recovery or refund of FPPCA by the Distribution Licensee and conditions:

- A. *The FPPCA arrived at as per the above formula shall be recovered from or refunded to the consumers by the Distribution Licensee, as the case may be, on a monthly basis automatically not exceeding 40 paise per unit.*

Explanation: FPPCA Surcharge shall be computed and charged by the distribution licensee, in C_{n+2}]th month, on the basis of actual variations in the costs of fuel and power purchase and intra & inter- state Transmission Charges for the power procured during the nth month.

For example, the FPPCA surcharge power supplied during the month of April of any financial year shall be computed and billed in the month of June [CC Bill to be issued in June} of the same financial year.

- B. *In case the distribution licensee fails to compute and charge FPPCA surcharge within the timeline, as specified above, except in case of any force majeure condition, its right to recover costs up to 40 paise on account of FPPCA surcharge for that month shall be forfeited and, in such cases, the right to recover the FPPCA up to 40 paise for that month in annual true-up shall also be forfeited. However, in*

case of true-down, if any, the Distribution Licensees shall pay to the consumers by way of adjustments in future CC bills as determined by the Commission in the final FPPCA order at the end of the financial year.

- C. If the total FPPCA surcharge for a Billing Month exceeds 40 paise per unit, such an excess amount with carrying cost at the rate of State Bank of India Marginal cost of Funds-based lending Rate plus one hundred and fifty basis points shall be collected in a manner specified by the Commission in the final true-up Order for that financial year. In respect of any past claim that is admitted during the month exceeding 100 Crores, such claims may be spread over a period such that the EMI, including the carrying cost of the past claim, does not exceed 100 per month.
- D. The FPPCA surcharge so computed for any month, or the fuel and power purchase cost variations for every month irrespective of recovery, shall be submitted in the format specified in this Regulation along with actual category-wise sales vis-a-vis approval, and source-wise dispatch each source, market purchases with detailed break up of segments (RTC, morning peak, evening peaks and night) exchange wise, Deep e- bidding portal, swapping, etc, PoC charges break up for scheduled CGS, market purchases and other approved sources, the past claims of any source, if any, with specific mention, backing down of thermal sources on account of RE and other reasons, if any, loss percentages, etc., by the end of the month during which FPPCA recovery is effected [for the n th month variations, by the end of $[n-i-2]$ month]. The reports so submitted to the Commission shall be made available on the website of the Distribution Licensee under FPPCA heading in the Regulatory Compliance tab. The final true-up of the FPPCA surcharge for any financial year shall also be submitted in the same format along with the details mentioned above.
- E. The final true-up of FPPCA surcharge for any financial year shall be submitted by the end of June 30 of the next financial year, and the Commission will issue a final order within 90 days from the date of filing of such annual true-up after calling for written objections from the general public, and after consideration of the same. If the licensee fails to file the final true-up by the end of June 30, its right to recover costs on account of the FPPCA surcharge for that year shall be forfeited, and the FPPCA costs already recovered in the monthly bills shall be refunded by way of adjustment in future monthly cc bills. However, the Commission will initiate proceedings suo motu to pass on the true down, if any.”

3. During FY 2023-24, as per the formula in Sub Clause No.12.5A of the amended Principal Regulation, the DISCOMS arrived at FPPCA every month and recovered from all categories of consumers every month, automatically not exceeding 40 paise per unit. The DISCOMS claim in the present petition is for the final true-up of the FPPCA for the financial year 2023-24 for recovery from their consumers following the extant Regulation. The DISCOMS have stated that they will claim the FPPCA bills on the Government for the consumers who are provided 100% Tariff subsidy under section 65 of the Electricity Act,2003, as per clause 12.5(i) of Regulation No.2 of 2023. The DISCOMS have also requested the Commission to allow carrying costs from the due date of recovery every month to the date of realisation as ordered by the Commission.
4. Further, vide the addendum (Annexure-V) to the original filings, DISCOMS submitted the month-wise actual adjusted power purchase cost in the prescribed format of the Regulation, along with the computation of month-wise FPPCA. The tables below summarise the monthly adjusted power purchase costs and balance costs to be recovered (along with carrying costs) after adjustment of the already collected amount each DISCOMS-wise.

APSPDCL

Month	FPPCA as per Clause G-Rs/Unit	Sales (MU)	Total FPPCA amount Recoverable -Rs Million	Carrying Cost-Rs Million	Amount Already Collected-Rs Million	The balance amount to be Collected (Rs. Million)
Apr-23	1.6065	2441.80	3922.73	23.57	976.72	2969.58
May-23	1.9885	2258.78	4491.47	52.73	903.51	3640.69
Jun-23	1.6748	2339.49	3918.14	77.14	935.79	3059.49
Jul-23	1.1330	2177.24	2466.84	90.60	870.90	1686.54
Aug-23	2.3498	2658.40	6246.64	133.01	1063.36	5316.29
Sep-23	1.9563	2293.16	4486.10	162.77	917.26	3731.61
Oct-23	2.5018	2574.91	6442.04	208.68	1029.97	5620.75
Nov-23	2.0425	2188.05	4469.07	239.42	875.22	3833.28
Dec-23	1.8960	2127.18	4033.13	267.08	850.87	3449.34
Jan-24	2.0141	2492.40	5019.89	301.75	996.96	4324.68
Feb-24	1.8730	2509.83	4701.04	334.08	1003.93	4031.18
Mar-24	1.0310	2670.55	2753.35	350.40	1068.22	2035.53
Total	1.8429	28731.78	52950.44	2241.23	11492.71	43698.96

APCPDCL

Month	FPPCA as per Clause G-Rs/Unit	Sales (MU)	Total FPPCA amount Recoverable -Rs Million	Carrying Cost-Rs Million	Amount Already Collected-Rs Million	The balance amount to be Collected
Apr-23	0.9910	1333.75	1321.73	6.31	533.50	794.54
May-23	1.6213	1397.63	2265.99	20.12	559.05	1727.06
Jun-23	1.3517	1392.26	1881.95	30.93	556.90	1355.98
Jul-23	1.0020	1183.93	1186.35	36.91	473.57	749.69
Aug-23	1.9448	1369.09	2662.55	54.22	547.64	2169.14
Sep-23	1.7788	1273.70	2265.66	68.78	509.48	1824.96
Oct-23	2.3119	1474.39	3408.70	92.48	589.76	2911.42
Nov-23	1.4738	1241.69	1829.99	104.00	496.68	1437.31
Dec-23	0.8931	1079.40	964.06	109.14	431.76	641.45
Jan-24	1.5779	1220.69	1926.10	121.65	488.28	1559.47
Feb-24	1.5703	1260.14	1978.83	134.55	504.06	1609.32
Mar-24	0.5656	1417.31	801.61	137.54	566.92	372.23
Total	1.4378	15643.99	22493.53	916.63	6257.60	17152.56

APEPDCL

Month	FPPCA as per Clause G-Rs/Unit	Sales (MU)	Total FPPCA amount Recoverable -Rs Million	Carrying Cost-Rs Million	Amount Already Collected-Rs Million	The balance amount to be Collected
Apr-23	1.4696	2321.61	3411.84	19.87	928.64	2503.06
May-23	1.7582	2450.76	4308.96	46.90	980.31	3375.55
Jun-23	1.5317	2577.36	3947.75	70.73	1030.94	2987.54
Jul-23	1.5026	2410.76	3622.51	92.67	964.30	2750.88
Aug-23	1.6999	2349.17	3993.37	117.98	939.67	3171.68
Sep-23	1.8802	2297.03	4318.77	146.27	918.81	3546.23
Oct-23	2.0304	2361.01	4793.71	179.32	944.40	4028.63
Nov-23	0.9413	2233.42	2102.40	190.55	893.37	1399.58
Dec-23	0.5489	2009.59	1103.00	194.50	803.84	493.66
Jan-24	0.9484	1962.92	1861.55	204.78	785.17	1281.16
Feb-24	1.5583	2117.80	3300.07	226.26	847.12	2679.21
Mar-24	0.5225	2255.17	1178.24	230.32	902.07	506.49
Total	1.3875	27346.60	37942.17	1720.14	10938.64	28723.67

5. The per Unit FPPCA calculated by the DISCOMs does not include the carrying cost, and the same is added directly every month to arrive at the balance to be collected. Further, APDISCOMs have submitted a claim of Rs.186.75 Crs of April 2023, which they have inadvertently covered in FPPCA filings of FY 2022-23 and was disallowed by the Commission. They requested the Commission to allow the same in the FPPCA of FY2023-24.
6. In response to the public notice on FPPCA filings, several stakeholders have submitted their views/objections/suggestions. The list of the objectors is appended to this order as Annexure-III. There were requests for an extension of time to submit the objection from 19.11.2024 to 30.11.2024 and for holding public hearings. Sri Venu Gopala Rao and several other stakeholders stated that the Commission should hold a public hearing, including a virtual hearing, to ensure transparency, as was done in the case of FPPCA claims for FY 2022-23. That public hearings were conducted for annual tariff proposals, MYT proposals, PPAs, and other matters; the same principle should apply to all other related issues, especially true-up claims, which consumers ultimately bear costs as determined by the Commission. That the Commission's decision to hold a public hearing on the FPPCA claims for FY 2022-23, even without a specific regulatory mandate, confirms that nothing in the law or regulations restricts the Commission from conducting such hearings and that it remains entirely within the Commission's discretion to do so. That the stakeholders relied on clause 7 of APERC-Conduct of Business Regulation 1999, as reads below.

“ 7 (2) (i) All matters which the Commission is required under the Act to undertake and discharge through hearings shall be done through hearing in the manner specified under the Act and in these Regulations.

(ii) Except where the Commission may provide otherwise for reasons to be recorded in writing, all matters affecting the rights or interests of the licensee or any other person or class of persons shall be undertaken and discharged through hearing in the manner specified in these Regulations.

(iii) The Commission may hold hearings in matters other than those specified in sub-regulations (i) and (ii) of Regulation 7 (2) if the Commission considers it appropriate to do so.”

That current case, involving a significant financial burden on the public, requires

adherence to these provisions for fairness and transparency, natural justice, public scrutiny, and regulatory compliance.

In reply to the stakeholder's request to conduct public hearings, the DISCOMS referred to Clause No.4(E) of Regulation No.2 of 2023, which reads as below:

The final true-up of FPPCA surcharge for any financial year shall be submitted by the end of June 30 of the next financial year, and the Commission will issue a final order within 90 days from the date of filing of such annual true-up after calling for written objections from the general public, and after consideration of the same. If the licensee fails to file the final true-up by the end of June 30, its right to recover costs on account of the FPPCA surcharge for that year shall be forfeited, and the FPPCA costs already recovered in the monthly bills shall be refunded by way of adjustment in future monthly cc bills. However, the Commission will initiate proceedings suo motu to pass on the true down, if any..” (Emphasis added)

Relying on the above, the DISCOMS replied that the Commission is required to issue FPPCA orders after calling for written objections and duly considering them.

Commission’s decision:

The Commission carefully examined the request of the stakeholders to extend the time for submission of the objections and holding public hearings. The amendment issued to the principal regulation by the Commission to determine tariffs for wheeling & retail sale of electricity (Amendments to Regulation No. 4 of 2005) does not mandate a public hearing before determination of tariff. The monthly FPPCA regime put in place vide the 4th amendment (Regulation 2 of 2023) to the principal tariff regulation expressly specifies that the Commission has to call for written objections from the general public and to consider the same before finalisation of the FPPCA True-up. The Conduct of Business Regulation (CBR) 1999 is a general regulation for the business of the Commission, whereas Regulation 2 of 2023 is the relevant Regulation to be referred to for FPPCA claims. The extant Regulation does not mandate public hearings. To ensure transparency of the FPPCA claims, it is relevant to refer to clause 4 (D) of Regulation 2 of 2023, which reads as under:

“The FPPCA surcharge so computed for any month, or the fuel and power purchase cost variations for every month irrespective of recovery shall be submitted in the format specified in this Regulation along with actual category-wise sales vis-a-vis approval, and source-wise despatch & cost vis-a-vis approval with a detailed explanation, availability and PLF of each source, market purchases with detailed

break up of segments (RTC, morning peak, evening peaks and night) exchange wise, Deep e- bidding portal, swapping, etc, PoC charges break up for scheduled CGS, market purchases and other approved sources, the past claims of any source, if any, with specific mention, backing down of thermal sources on account of RE and other reasons, if any, loss percentages, etc., by the end of the month during which FPPCA recovery is effected (for the 'n' th month variations, by the end of (n+2) month). The reports so submitted to the Commission shall be made available on the website of the Distribution Licensee under the FPPCA heading in the Regulatory Compliance tab. The final true-up of the FPPCA surcharge for any financial year shall also be submitted in the same format along with the details mentioned above."

In compliance with the above, DISCOMS submitted the monthly information, which was also made available for the general public on their websites, while recovering Rs.0.40 per unit FPPCA every month. The full details of the Claims were also uploaded on the Commission's website with public notice. Thus, it ensured full transparency while examining the claims of the DISCOMS by the Commission. The FPPCA claims under Section 62 (3) of the Electricity Act, 2003, can not be equated to the Tariff Filings, and it is only a reconciliation exercise between actuals and estimates regardless of the difference. The Commission will prudently examine the claims as being followed in earlier Orders. The Electricity Act, 2003, under section 64, specifies the procedure for tariff determination and does not specify the public hearings. Therefore, public hearings may be conducted only at the discretion of the Commission in the present case. Hence, exercising discretionary powers, following the extant Regulation, the Commission is not inclined to conduct the public hearings as requested by the stakeholders. However, considering the request of the stakeholders for an extension of time, the Commission extended the date from 19.11.2024 to 25.11.2024 for submission of the objections vide public notice dated 18.11.2024. Accordingly, the time was extended up to 28.11.2024 for the DISCOMS to furnish their responses to the Commission on the objections received.

Further, Sri. M. Venugopala Rao & others stated that as per clause 4E of Regulation No.2 of 2023, the final true-up for any financial year must be submitted by June 30 of the following year, and the Commission must issue a final order within 90 days. If the licensee fails to meet this deadline, its right to recover FPPCA costs for that year is forfeited, and previously recovered costs must be refunded through future CC bills. According to the petitions uploaded on the Commission's website, APSPDCL filed its petition on June 14, while APCPDCL and APEPDCL filed theirs on May 27 and May 28, 2024, respectively. That as per the regulation, the

Commission should have invited public objections, completed the regulatory process, and issued its orders by August or September 2024.

Commission's Decision

The Commission was busy from June 2024 to October 2024 with the finalisation of the Resource Plan for the 5th CP & MYT Orders for the 5th control period in respect of the Distribution Business, Transmission business, SLDC Activity and APGENCO Tariffs, and office shifting from Hyderabad to Kurnool, there was an administrative delay in taking up this matter and such delays on the part of the Commission can not be questioned under law as all the proceedings before the Commission are judicial proceedings under Section 95 of the Electricity Act, 2003 which is extracted herein.

“95. All proceedings before the Appropriate Commission shall be deemed to be judicial proceedings within the meaning of sections 193 and 228 of the Indian Penal Code, and the Appropriate Commission shall be deemed to be a civil court for the purposes of sections 345 and 346 of the Code of Criminal Procedure, 1973.”

DISCOMS submitted the filings within the stipulated time. However, keeping in view the DISCOMS' non-compliance with certain directions of the Commission as mentioned infra, while allowing the carrying cost as per Regulation from the date of filing, the Commission is inclined to allow up to 90 days from the date of filing to protect the consumer's interest from the administrative delay caused. Accordingly, the Commission decides to scrutinise the claims of FPPCA true up. Before scrutinising the claims, the Commission proposes to examine the other views/objections/suggestions and DISCOMS' replies in detail infra.

**Summary of Objections/Views of Various stake holders and responses of
APDISCOMs**

Sri M.Venugopala Rao, Sri Ch.Babu Rao/CPI(M) and Sri K.Ramakrishna/CPI

i. Need for accurate estimation of ARR and Revenue Gap

For FY 2023-24, the Commission determined a revenue gap of Rs. 10,135 crore for the three DISCOMs against a revenue requirement of Rs. 49,267.36 crore. The revised Rs. 11,826 crore gap, as filed in the current petitions, highlights the need for more accurate annual revenue and gap estimations for DISCOMs.

Reply of all DISCOMs: Under the purview of the Commission.

ii. Delay in filing true-up claims of FPPCA by DISCOMs and issuance of orders by the Commission.

Regulation No.4 of 2005, which governs the true-up claims in the present petitions, is not rational as it denies FPPCA subsidies to partly subsidised consumers by GoAP, among other things. The Commission should direct the DISCOMs to raise FPPCA bills on GoAP for all subsidised consumers, regardless of the subsidy percentage. There have been frequent changes to regulations regarding FSA, FPPCA, and true-up over the past 25 years, which indicate procedural and substantive deficiencies. The FPPCA system should be eliminated, and these costs should be included in the DISCOMs' ARR, compelling the state government to provide necessary subsidies transparently.

Reply of all DISCOMs: Under the purview of the Commission.

iii. Ensuring uniformity and Proportionality in FPPCA charges across consumer categories with GoAP subsidies

If the FPPCA system continues, the same principle of uniformity applied to retail supply tariffs across DISCOMs for each consumer category should also apply to FPPCA charges. Likewise, to keep FPPCA charges proportional to retail supply tariffs for each consumer category across the state, the GoAP should provide the necessary subsidies.

Reply of APSPDCL and APCPDCL: As per Clause 4(G) of Regulation No. 2 of 2023, FPPCA charges must be uniformly applied across all consumer categories. The provision of subsidies to align FPPCA charges with the retail supply for each consumer category in the state falls under the purview of the Commission.

Reply of APEPDCL: Under the purview of the Commission.

iv. Disallowance of Late Payment Surcharges and Carrying Costs

The Commission has disallowed DISCOMs' claims for late payment surcharges and carrying costs on FPPCA claims for FY 2022-23. Therefore, the Commission should take the same stand on the present FPPCA claims.

Reply of APSPDCL and APCPDCL: Clause 4 (C) of the Regulation No.2 of 2023 reads as follows:

"If the total FPPCA surcharge for a billing month exceeds 40 paise per unit, such an excess amount with carrying cost at the rate of State Bank of India Marginal cost of funds-based lending rate plus one hundred and fifty basis points shall be collected in a manner specified by the Commission in the final true-up order for that financial year."

The carrying cost incurred by the licensee is to be allowed, as any disallowance is against the principles of natural justice. Hence, the stand taken by the objector that there is no justification in providing for carrying cost in Regulation No.2 of 2023 is not justified.

APEPDCL replied "under the purview of the Commission" for all the above objections.

In addition to his objections dated 08.11.2024 above, Sri M. Venugopala Rao and four others submitted the following objections and suggestions to the Commission.

Reply of APEPDCL: Under the purview of the Commission.

v. Request for scrutiny amid lack of transparency and justification

APDISCOMs have claimed Rs.11,826 crore under FPPCA for FY 2023-24, including Rs.4,229.76 crore for prior years, without providing explanations for various components such as late payment surcharges, true-ups, transportation costs, tax liabilities, coal price revisions, and open access charges, among others. The DISCOMs have not clarified the basis for claiming true-ups from the 3rd control period in the final year of the 4th control period or whether these were previously disallowed by the Commission. It may be noted that the Commission earlier rejected Rs.15,000 crore in similar claims for earlier periods. The DISCOMs submitted fragmented data without adequate explanations, reflecting a lack of accountability in justifying their FPPCA claims.

Reply of all DISCOMs: The APDISCOMs have claimed Rs. 3,258.11 crore towards past claims, including an additional submission of Rs. 186.75 crore to the Commission. Much of this amount pertains to APGENCO claims, totalling Rs. 2,651.49 crores. This includes Rs. 2,342.93 crore as Late Payment Surcharge (LPS) for the period from June 2014 to May 2022 and Rs. 205.10 crore for FCA beyond 15% of Base Variable Cost during FY 2018-19 to FY 2022-23. Other

major claims include Rs. 66.12 crore for RTPP-IV infirm bills and Rs. 37.32 crore for FCA in FY 2018-19. Additional amounts claimed include Rs. 20.87 crore for differential invoices by TADAS Wind Energy Pvt. Ltd., Rs. 3.46 crore for biomass and bagasse plants' variable costs (FY 2014-19), and Rs. 11.74 crore for banked energy bills admitted at 50% of pooled cost rates.

Further claims include Rs. 204.12 crore for excess panel energy payments (2019-2023) and Rs. 43.20 crore for PGCIL's past claims, including revised bills for January to September 2023. Smaller claims include Rs. 32.28 crore for SLDC operating charges and annual fees due to capacity variations (FY 2014-19), Rs. 6.52 crore for APTRANSCO transmission charges (FY 2014-18), and Rs. 2.90 crore for KC Canal water charges for FY2002-2022. An additional Rs.186.75 crore was claimed for transmission charges raised by PGCIL and true-up costs for NLC. These invoices and claims have been submitted to the Commission for approval.

In addition to the above claims, the APDISCOMs have passed or refunded Rs.1,132.31 crore related to APTRANSCO transmission charges for the 4th control period (FY 2019-24) and Rs. 93.6 crore under various heads, including Rs.85.03 crore for APPDCL Stage-I's fixed cost revision. Reconciliations have also been undertaken, such as Rs.3.26 crore for biomass-based plants' variable cost adjustments following APTEL and APERC orders.

vi. Higher FPPCA Rates for FY 2023-24 amid significant consumer burden

The DISCOMs have proposed FPPCA rates of Rs.1.3316 (SPDCL), Rs.1.3854 (EPDCL), and Rs.1.3216 (CPDCL) per unit, further increasing the burden on consumers, despite already imposing Rs.6,072 crore under FPPCA for FY 2022-23 and an ongoing levy of Rs.0.40 per unit per month. For FY 2023-24, power purchases increased by 6.41% (4,810.39 MU), while costs surged by 32.58% (Rs.10,531.05 crore).

vii. Exceeding approved power dispatches and short-term purchases

The DISCOMs exceeded the Commission-approved net dispatch of 74,994.94 MU for FY 2023-24 by drawing 79,758.33 MU, with short-term purchases soaring to 11,753.91 MU against the approved 1,551.97 MU. Power purchase costs rose by Rs.12,170.33 crore to Rs.49,467.70 crore, while Rs.3,684.91 crore was collected from consumers at Rs.0.40 per unit per month. Despite allowances for marginal variations, the significant deviations highlight systemic issues.

Reply of all DISCOMs (Paras vi and vii): The increase in power purchase costs during FY 2023-24 can be attributed to several factors. For **APGENCO stations**,

energy dispatch exceeded the approved quantum by 1,699.22 MU, and the variable cost increased by Rs.2,371.07 crore due to rising coal prices from SCCL (three notifications in 2023-24) and the use of washed coal at NTPS-V and RTPP-IV, which is costlier than raw coal. Additional costs arose from transporting coal via RSR (Paradip and Adani Krishnapatnam Ports) due to congestion in all-rail routes, adding Rs. 300/MT to transportation charges. A variable charge claim of Rs. 402.03 crore for NTPS-V also included an infirm power bill of Rs. 200.66 crore (323.475 MU). For **CGS stations**, the use of blended coal due to insufficient domestic supply and high electricity demand, as mandated by the Ministry of Power, increased costs. Imported coal blending (6% initially, later 4%) continued through FY 2023-24, adding to variable costs along with variations in SHR, auxiliary consumption, and secondary oil usage. Additionally, despite the Commission not approving procurement from specific CGS stations, APDISCOMs procured 2,373.91 MU to meet demand, incurring Rs.1,463.45 crore in fixed and variable charges.

The costs further escalated due to **HNPCL supplementary bills** of Rs. 276.33 crore for ash transportation (Rs.64.07 crore), part-load compensation (Rs.136.82 crore), additional O&M charges (Rs.35.65 crore), and statutory charges (Rs.39.79 crore) for multiple years. **NCE/RE projects**, being must-run stations, added Rs.509.09 crore as energy dispatch increased by 1,251.68 MU. **Short-term and market purchases** also played a significant role in rising costs. Late and erratic monsoons, the El Niño effect, reduced wind and hydel generation, and increased domestic AC loads during high humidity contributed to higher real-time procurement costs. Heavy rains in Northern India degraded coal quality, reducing thermal generation, while rising demand ahead of general elections drove high exchange prices from July to October 2023. APDISCOMs made market purchases of 7,433.746 MU at an average cost of Rs.7.21/unit and bilateral/DEEP/SWAP purchases of 4,216.42 MU at an average Rs.8.56/unit cost.

To mitigate deficits, APDISCOMs procured power through DEEP tenders approved by APERC and undertook short-term purchases to ensure 24/7 supply from September 2023 to March 2024. Despite these measures, extreme power deficits during peak hours (19:00-24:00 and 00:00-02:00) required costly exchange purchases to maintain uninterrupted supply. During morning off-peak hours, surplus solar power of 822.579 MU was sold at Rs.5.94/unit. Additionally, surplus power realised from June to August 2023 was returned to

offset power imported during January-March 2023 through swap arrangements, optimizing costs and balancing grid requirements.

viii. Costly short-term power procurement exceeds regulatory limits amid surplus and backdown issues

The DISCOMs reported significant deviations in power procurement during FY 2023-24, purchasing 11,753.91 MU on a short-term basis at an average rate of Rs.7.59 per unit, far exceeding the Commission-approved ceiling of Rs.5.31 per unit. These include market purchases of 7,433.75 MU at Rs.7.21 per unit and bilateral+DEEP+SWAP purchases of 4,211.42 MU at Rs.8.31 per unit. Despite showing surplus power of 5,331.69 MU, including SWAP exports and market sales, they also backed down 3,733.73 MU and reported a substantial shortfall.

ix. Discrepancies in power procurement burden consumers with higher FPPCA costs

The Commission's estimated surplus of 5,103.63 MU was close to the actual surplus, but the estimated peak-hour deficit of 1,768.80 MU vastly underestimated the short-term purchases. These discrepancies, compounded by higher transmission charges and losses for inter-state purchases, have increased FPPCA burdens on consumers. The vast variations between approved estimates and actuals highlight systemic inefficiencies, manipulation in power markets, and poor planning. What are the reasons for such vast variations between approved estimates and actual and the adverse consequences thereof?

x. Excess Renewable Energy procurement by DISCOMs

The DISCOMs exceeded the renewable purchase obligation (RPO) for FY 2023-24, procuring 17,385.01 MU of renewable energy (RE), including hydel power, against the required 14,240 MU, despite already high fixed RPO targets. This over-reliance on RE has led to substantial backing down of thermal energy and payment of fixed charges, alongside costly short-term power purchases to meet peak demand. What is the total fixed cost paid by the DISCOMs for backing down generation capacities of different plants during FY 2023-24? What is the quantum of power backed down in order to purchase the unwarranted RE?

xi. Impact of repeated tariff hikes and true-up claims on economy and livelihoods

Repeated tariff hikes, true-up claims under FPPCA, and other burdens reduce the purchasing power of common people, lowering their living standards and market demand. This leads to reduced industrial production, especially in small and medium industries, causing closures, job losses, and a cascading negative effect on the economy, including reduced tax revenues and further tax hikes.

xii. Increased dispatch from APGENCO and backing down of thermal plants for RE integration

DISCOMs reported an 8.93% increase in dispatch from APGENCO stations, alongside significant backing down of multiple thermal plants to accommodate "must-run" renewable energy (RE). This has resulted in fixed charges being paid for unused capacities and increased FPPCA burdens on consumers.

xiii. Mismanagement in power procurement and reliance on costly short-term purchases

Short-term power purchases at higher prices further exacerbated costs. The actual average per-unit cost for FY 2023-24 rose to Rs.6.20, exceeding the Commission-approved rate of Rs.4.98 by Rs.1.23, disproportionately benefiting RE developers and power traders while burdening consumers and public-sector thermal plants. Despite sufficient generation capacity under existing PPAs, the increasing reliance on costly short-term market power purchases highlights ongoing failures and mismanagement in the power sector.

xiv. Inefficiencies in thermal power generation and the impact of prioritising renewable energy purchases

There have been failures in ensuring optimal power generation from thermal plants due to inadequate coal procurement and obligations under RPPO, which prioritise unwarranted RE purchases. This has led to reduced plant load factors (PLFs), with APPDCL stages I and II achieving only 46.63% and 46.53%, and HNPCL and SEIL P2 at 63.33% and 68.54%, respectively. Compared to Commission-approved availability, Dr. NTPS and NTPS V saw a reduction of 2,590.4 MU, while APPDCL stages I and II recorded availability decreases of 22.27% and 33.09%, highlighting inefficiencies and underperformance.

xv. Lack of transparency in rising variable charges and its impact on FPPCA true-up claims

Variable charges for thermal power plants have risen, with DISCOMs failing to explain the increases linked to coal prices, imported coal, transportation, and quality issues. Underestimating power availability from thermal stations and allowing power purchases at interim tariffs have contributed to variations in fixed and variable charges, leading to FPPCA true-up claims.

xvi. Inclusion of unapproved CGS power costs in FPPCA calculations

The DISCOMs reported procuring 3,047.18 MU from four excluded CGS stations—NTPC Kudigi, NTECL-Vallur, NTPL-Tuticorin, and NTPS-Neyveli—due to higher grid demand, incurring an additional Rs.544.59 crore in fixed costs. They also began sourcing 15.34 MW from NTPC Telangana STPS-I from March 1,

2024, pending PPA approval. Given the Commission's FY 2022-23 stance of excluding unapproved CGS power from FPPCA calculations and substituting equivalent energy at weighted average prices, it is requested that the same approach be applied for FY 2023-24.

xvii. Request for a consistent approach in treating UI (DSM) charges for FY2023-24

The DISCOMs have claimed Rs.192.39 crore under UI (DSM) charges for FY 2023-24 due to power drawn beyond scheduled limits at penal rates set by CERC. The Commission previously addressed similar claims for FY 2022-23 by valuing net UI energy at weighted average short-term purchase prices, instead of accepting the entire penal charges, and advised DISCOMs to minimise deviations through better scheduling. It is requested that the same approach be applied for FY 2023-24.

Reply of all DISCOMs (Paras viii to xvii): The APDISCOMs face a unique challenge where the state of Andhra Pradesh is energy surplus in terms of generation capacity but lacks consistent and reliable power generation to meet the required grid demand on a Round-The-Clock (RTC) basis. This situation arises due to the substantial penetration of renewable energy (RE) generation in the state, which causes significant variability in generation patterns on a daily, seasonal, and even intra-day time block basis. As a result, while surplus power was projected for FY 2023-24, the actual surplus depended on real-time grid demand and supply conditions. APDISCOMs procure power from RE sources following the policies and directions of the Government of India (GoI), the Government of Andhra Pradesh (GoAP), and APERC regulations.

In real-time grid operations, power availability must be balanced with grid demand on a second-to-second basis to maintain load-generation equilibrium. Consequently, occasional surplus generating capacity may exist but remain unused due to system constraints. These constraints can include:

- a) **Higher RE generation (Must-Run status):** Plants may need to back down during the day to accommodate RE generation, especially when grid demand is lower.
- b) **Low market prices:** Discourages entities from selling surplus power.
- c) **Thermal plants under Reserve Shutdown (RSD):** Thermal plants may be placed in RSD mode during periods of lower grid demand, such as monsoon seasons, even though they are available but not ready to generate.
- d) **Sudden load drops:** Caused by changes in weather conditions during the day, resulting in excess capacity.

Despite the exclusion of power procurement from four CGS stations (NTPC-Kudgi, NTECL-Vallur, NTPL-Tuticorin, NNTPS-Neyveli, and NTPC-Telangana-STPS Stage-1) by the Commission, the DISCOMs were compelled to procure power from these stations to meet higher grid demand. Their availability played a critical role in addressing the demand.

After exhausting declared availability from all committed sources, any shortfall is addressed through short-term power purchases as per Regulation 1 of 2022 issued by the Hon'ble APERC. In FY 2023-24, the APDISCOMs made market purchases totaling 7433.746 MU at a cost of Rs.5358.04 crore (Rs.7.21/unit average rate, including transaction charges) and bilateral/DEEP/SWAP purchases of 4216.42 MU at a weighted average rate of Rs.8.56/unit (including transmission charges and LPS). To manage deficits, power was procured through DEEP tenders approved by APERC and short-term procurements to ensure a 24/7 power supply from September 2023 to March 2024.

During peak hours (19:00–24:00 and 00:00–02:00) from January to May 2023, extreme energy deficits necessitated additional measures despite exorbitant exchange prices. To ensure 24/7 power supply, APDISCOMs had to procure high-cost power. Conversely, in morning off-peak hours, surplus solar power was sold on power exchanges, amounting to 822.579 MU at an average rate of Rs.5.94/unit.

Fixed charges are paid in strict compliance with normative availability conditions, as certified by APSLDC for state-generating stations and by SRPC/SRLDC for central-generating stations. Fixed charges are proportionately reduced if generators fail to meet the target/normative Plant Availability Factor (PAF). All invoices and relevant regulations/orders have been submitted to the Hon'ble Commission for approval.

xviii. Objection to the use of actual T&D losses in FPPCA calculations and call for accountability

The DISCOMs reported higher transmission and distribution (T&D) losses for FY 2023-24 than both the Commission-approved targets and the actual losses for FY 2022-23. SPDCL showed the highest increase, with T&D losses at 10.79% (against a target of 9.51%), while CPDCL and EPDCL also exceeded their targets. The significant rise in SPDCL's sales to LT agricultural consumers, nearly 50%, contrasts with minimal increases for CPDCL and EPDCL, raising questions about the cause of the higher T&D losses attributable to higher agricultural sales. The practice of calculating FPPCA using actual T&D losses instead of

Commission-approved targets shifts the burden of DISCOM failures onto consumers, despite expenditures allocated for reducing these losses. It is urged to use the Commission-approved T&D loss targets for calculating FPPCA to hold the DISCOMs accountable for their inefficiencies and ensure fairer consumer charges.

Reply of all DISCOMs: The FPPCA is computed based on the lower of the approved losses of the current year or actual losses of the previous year as per Clause No.4 of Regulation No.2 of 2023.

xix. Passing of late payment surcharges onto consumers.

The DISCOMs have claimed late payment surcharges paid to power suppliers, but such costs should not be passed on to consumers. As DISCOMs collect tariffs, including penalties for delayed payments, consumers should not bear the burden of their payment delays. It is requested that the Commission disallow these claims under FPPCA to avoid penalising consumers for the DISCOMs' failures.

Reply of all DISCOMs: APDISCOMs have admitted the Late Payment Surcharge (LPS) amounts pertaining to specific generators as per the terms and conditions of the Power Purchase Agreements (PPAs), the orders of regulatory commissions, and other legal forums. All generator invoices, along with comprehensive supporting information, have been submitted to the Commission for its consideration.

xx. Objection to carrying cost claims and suggestion to integrate FPPCA into the ARR framework

The DISCOMs have claimed Rs.393.43 crores as carrying costs, with SPDCL requesting additional carrying costs until FPPCA collection is completed. It is suggested that the FPPCA system be replaced by factoring revenue gap variations into the ARR for the next financial year, simplifying the process and addressing associated issues. This would also subsume carrying costs within the ARR, with the GoAP providing necessary subsidies. The Commission is urged to disallow carrying cost claims for FY 2023-24, as it did for FY 2022-23.

Reply of all DISCOMs: Clause 4(C) of Regulation No. 2 of 2023 states:

"If the total Fuel and Power Purchase Cost Adjustment (FPPCA) surcharge for a billing month exceeds 40 paise per unit, the excess amount, along with a carrying cost calculated at the State Bank of India's Marginal Cost of Funds-Based Lending Rate plus 150 basis points, shall be recovered as specified by the Commission in the final true-up order for that financial year."

The carrying cost incurred by the licensee has to be allowed, as its disallowance would contravene the principles of natural justice. Therefore, the objection raised, arguing against the inclusion of carrying costs in Regulation No. 2 of 2023, is not justified.

xxi. Questions on DISCOMs' handling of true-down amounts and transmission cost adjustments

The DISCOMs reported a Rs.1,560.49 crore reduction in transmission and ULDC costs for FY 2023-24, attributing it to a Rs.1,132.31 crore true-down amount from APTRANSCO during the 4th control period and receivables from power exchange transactions. However, questions arise about whether DISCOMs collected these true-down amounts from APTRANSCO periodically or yearly and, if so, whether they accounted for them in respective FPPCA claims. If not, it should be clarified whether they collected carrying costs from APTRANSCO for payment delays or claimed equivalent FPPCA charges for PGCIL transmission costs for short-term purchases, and whether such claims were approved by the Commission for the first four years of the 4th control period.

Reply of all DISCOMs: APTRANSCO credits amount to APDISCOMs on a monthly basis for transactions made by DISCOMs in power exchanges. However, the true-down amount of Rs.1132.31 crore, related to transmission charges for the 4th control period (FY2019-24), was determined by APTRANSCO only at the end of the control period. As a result, DISCOMs have not claimed any carrying cost from APTRANSCO.

xxii. Inflated projections, late payment surcharges, and unjustified true-up claims by DISCOMs

For FY 2023-24, the DISCOMs reported Rs.6.653 crore in late payment surcharges and Rs.124.17 crore in past claims to PGCIL. CERC's General Network Access (GNA) regulations have been criticised for disproportionately increasing PGCIL charges, burdening DISCOMs beyond the actual transmission capacities contracted. Despite abnormal increases in short-term purchases using PGCIL's network, the DISCOMs' actual transmission charges for FY 2023-24 were Rs.1,395 crore, Rs.104 crore less than the Rs.1,500 crore approved by the Commission, indicating inflated projections. Questions remain on why past claims were not included in the respective FPPCA filings and why PGCIL cost projections for FY 2022-23 and FY 2023-24 were overstated. The DISCOMs have claimed Rs.197.98 crore true-up for six central generating stations - NTPC Ramagundam I and II, Simhadri stage I, NTPC Talcher II, NTPC Telangana STPS

I, NTECL Vallur and NTPC Aravali for FY 2014-19 but have not explained the payment or justification for including it in FPPCA claims for FY 2023-24. It is requested that the Commission reject this claim outright.

Reply of all DISCOMs: APDISCOMs projected the ISTS charges for FY 2023-24 based on the assumption that the sharing of charges would be governed by GNA quantum starting 01.04.2023. However, the CERC made the GNA regulations effective only from 01.10.2023, six months later than anticipated. Additionally, the methodology for waiving transmission charges for scheduling power from renewable energy sources was not finalized at the time of filing. As a result, the actual monthly charges were lower than the projected costs. For FY 2023-24, APDISCOMs claimed Rs.1565.04 crore in FPPCA charges for PGCIL, which includes Rs.43.20 crore under past claims (January 2023 to September 2023) and Rs.6.653 crore towards late payment surcharges (August 2022 to March 2024). Detailed invoices for the total amount have been submitted to the Commission.

True-up orders issued by the CERC during FY 2023-24 include several NTPC plants: Ramagundam I & II (2014-19, Petition No. 237/GT/2020), Simhadri I (2019-24, Petition No. 417/GT/2020), Talcher II (2019-24, Petition No. 441/GT/2020), and NTECL Vallur (2019-24, Petition No. 411/GT/2020). Additionally, orders for NTPC Telangana and associated costs, as well as NTPC Aravali (2014-19, Petition No. 7/RP/2023), were issued. APDISCOMs thoroughly scrutinized these orders and admitted the claims in compliance with CERC regulations.

xxiii. Ambiguous true-up claims for banked energy and unfair cost-determination practices

The DISCOMs have claimed true-ups for banked energy with 39 RE units and true-downs for one RE unit without specifying the periods or explaining the permissibility or benefits of such claims. It is requested that the Commission require detailed justifications before making a decision. Policies and regulations favouring RE developers, such as banking of energy, have placed undue burdens on consumers by requiring DISCOMs to absorb banked RE, back down thermal power, and incur avoidable costs. Additionally, the determination of pooled power purchase costs for unwithdrawn banked energy, based on actual purchase costs rather than average costs determined in the RSTO for the FY concerned, is irrational and unfair, further benefiting RE developers.

Reply of all DISCOMs: APDISCOMs have admitted the banked energy bills at 50% of the pooled cost rates as determined by the Commission. The Commission finalized the pooled cost rates for FY 2022-23, applicable for the period from FY 2018-19 to FY 2021-22. Additionally, some generators submitted their invoices belatedly, resulting in certain banked energy bills for FY 2018-19 being admitted during FY 2023-24.

xxiv. Delayed and unjustified true-up claims for NTPC Simhadri ash transportation charges

The DISCOMs have claimed Rs.33.26 crore as a true-up for ash transportation charges for NTPC Simhadri Stage 2 for FY 2018-19, raising questions about the five-year delay and the justification for this claim. Had the CERC approved the same? NTPC Simhadri can monetise or provide fly ash for free, with handling and transportation costs borne by interested parties. Claims of incurred expenses for fly ash disposal lack credibility and, even if substantiated, represent imprudent and impermissible expenditures. It is requested that the Commission reject this claim outright.

Reply of all DISCOMs: Ash transportation for FY 2018-19 has been approved as per Petition No. 217/MP/2022 dated 30.08.2023. The monthly ash transportation claims are included in the total approved amount of Rs.33.26 crores.

xxv. Unjustified true-up claims for NTPC Kudigi compensation and open access charges

The DISCOMs have claimed a Rs.3.02 crore true-up towards the "compensation" to NTPC Kudigi Stage I without providing any explanation or justification. It is requested that the Commission disallow this claim. The DISCOMs have claimed true-ups under "open access charges and compensation" without providing any justification or explanation for these charges. It is requested that the Commission disallow these claims.

Reply of all DISCOMs: The Central Electricity Regulatory Commission (CERC) has issued an order for NTPC Kudgi, revising the Station Heat Rate (SHR) effective from 31.07.2017. Consequently, CERC has directed a retrospective revision of part-load compensation for the financial year 2017-18. In line with this, the Southern Regional Power Committee (SRPC) has calculated the compensation and issued relevant statements, based on which NTPC has raised the bills. APDISCOMs have thoroughly scrutinized the CERC order, the associated bills, and other relevant documents, and have admitted the claims accordingly. It is important to highlight that every petition submitted to CERC undergoes a

comprehensive process, including objections and public hearings. During these hearings, all beneficiary DISCOMs across India rigorously examine and challenge the filings before CERC issues its final orders.

DISCOMs are committed to ensuring that consumers are not unduly burdened by these adjustments. The compensation charges claimed by thermal generating stations are strictly in accordance with CERC orders, the procedures determined by the National Load Dispatch Centre (NLDC), and the statements issued by SRPC, which are published on the SRPC website. APDISCOMs carefully evaluate the claims submitted by generators. Only those claims that align with CERC regulations and the compensation statements issued by SRPC are admitted, ensuring compliance and protecting consumer interests.

xxvi. True-Up claims for "Excess Panels Energy Amount" and call for investigation of manipulative practices

The DISCOMs have claimed true-ups under "excess panels energy amount" for certain RE units, despite some RE units illegally installing excess panels to enhance the generation and selling the surplus power. The DISCOMs should investigate to address these manipulative practices and take appropriate action through the Commission instead of paying such amounts.

Reply of all DISCOMs: During the inspection of solar plants, it was identified that some solar power developers (SPDs) had installed excess solar panels, resulting in the generation of surplus power. Consequently, the energy generated by these excess panels was deducted from the regular bills on a pro-rata basis. In response, the SPDs filed petitions with the Honourable APERC regarding the withheld amounts.

On 01.02.2023, the Commission directed DISCOMs to refund the withheld amounts with interest and to ensure the removal of excess panels installed by SPDs after COD. The Commission also instructed DISCOMs to issue termination notices to SPDs that failed to remove the excess panels. In compliance with these orders, the withheld amounts for excess panels installed before COD were refunded in 12 monthly instalments, while amounts for excess panels added after COD were refunded without interest following an inspection to confirm the removal of the panels. These refunded amounts were subsequently claimed under the FPPCA true-up for the excess panels' energy

xxvii. Unjustified True-Up claims for differential charges by DISCOMs

The DISCOMs have claimed true-ups for "differential capacity charges" (FY 2014-19) and other charges like "differential reactive charges," "deferred tax

liability," and "foreign exchange variation" without providing justifications, especially given the delay of over one control period. It is requested that the Commission reject these claims.

Reply of all DISCOMs: The true-up order for NTPC Ramagundam I & II for the period 2014-19 was issued by CERC on 26.07.2023. Based on this order, differential capacity charges for FY 2014-19 true-up have been admitted. As per CERC Regulations dated 07.03.2019, "Deferred tax liabilities for the period up to 31st March 2009, whenever they materialize, shall be recoverable directly by the generating companies or transmission licensees from the then beneficiaries or long-term customers, as the case may be." Accordingly, deferred tax liabilities are being paid based on CA certification.

Foreign exchange rate variation claims are restricted to the previous year only. All differential charges will be claimed by the generator as and when orders or revisions are issued by CERC, SRPC, or the respective authority. APDISCOMs will verify the authenticity of the claims based on relevant CERC orders before admitting the bills.

xxviii. Request for extension of the submission deadline and assurance of transparent Public Hearings in Regulatory Proceedings

Despite the requests to extend the deadline for filing submissions on DISCOMs' claims until the end of November 2024 and to hold public hearings in both physical and virtual modes, no response has been received from the Commission. The lack of timely replies and substantive engagement undermines the regulatory process, transparency, and accountability. The trend of DISCOMs merely reiterating petition content without addressing substantive objections further weakens the process. Section 7 of general rules concerning the proceedings before the Commission dated 5.7.1999 says inter alia, that, "(2) (i) All matters which the Commission is required under the Act to undertake and discharge through hearings shall be done through hearing in the manner specified under the Act and in these Regulations. (ii) Except where the Commission may provide otherwise for reasons to be recorded in writing, all matters affecting the rights or interests of the licensee or any other person or class of persons shall be undertaken and discharged through hearing in the manner specified in these Regulations. (iii) The Commission may hold hearings in matters other than those specified in sub-regulations (i) and (ii) of Regulation 7 (2) if the Commission considers it appropriate to do so." Therefore, the Commission is urged to extend the submission deadline, ensure meaningful public hearings, and allow sufficient

time for objectors to review and respond to DISCOMs' replies, upholding transparency, accountability and public participation in its regulatory proceedings.

Reply of all DISCOMs: Under the purview of the Commission.

Further to their objections/suggestions stated above, Sri M. Venugopala Rao, Sri Ch. Baburao, CPI(M) and Sri K. Ramakrishna, CPI submitted the following additional objections/suggestions in their letters dated 24.11.2024 and 25.11.2024.

i. Request for Public Hearing and Comprehensive Regulatory Amendments

The DISCOMs' responses should be shared with the objectors to allow for further study and submissions. The three-day timeframe given to DISCOMs up to 28th November is insufficient. Considering the significance of the issues, the Commission is once again urged to hold public hearings after adequate time is given for objectors to review DISCOMs' responses. Additionally, a comprehensive amendment is requested to mandate public hearings on all matters impacting consumer payments, ensuring a holistic and transparent regulatory process.

ii. Call for Public Hearings to ensure transparency in Consumer-Centric issues

It is observed that petitioners and respondents are allowed to file petitions, counters, and additional information as required during hearings before the Commission, with hearings often adjourned, following practices similar to courts of law. However, when petitions involving larger consumer interests are considered, consumers and their representatives, termed "objectors," are not being given equivalent opportunities through public hearings to articulate their concerns or counter the contentions of DISCOMs, licensees, or power plant developers. The necessity of public hearings is emphasised, as petitions before the Commission are not limited to written submissions alone. When the Commission does not limit its process to written submissions in other cases, a differing approach in matters of significant consumer interest lacks justification.

Reply of all DISCOMs (Paras i and ii): Under the purview of the Commission.

iii. Concerns over Power Management and utilisation of Installed Capacity

Against an installed capacity of 20,216.05 MW, the Commission has noted in the RSTO for FY 2023-24 that with 80% capacity availability, the base capacity requirement of 8,000 MW can be met without power from the 4 CGSs. That availability was considered at 68.97% for APGENCO thermal stations, 60.16% for SDSTPS I, and 77.12% for HNPCL, against the normative availability of 85%, resulting in a total deficit of 1,768.80 MU during peak hours. Issues such as

substantial backing down of surplus power, selling limited surplus power in the market, and purchasing abnormal short-term power quantities were indicators of mismanagement, incapacity, or avoidance of timely steps. Necessary actions for optimal utilisation of thermal capacity and a balanced addition of renewable energy to supplement available thermal and hydel power were not undertaken.

Reply of all DISCOMs: APDISCOMs have encountered significant challenges in meeting the rising power demand due to various factors. Climatic changes, such as late and irregular monsoons and the impact of the El Niño phenomenon, have reduced hydel power generation while high humidity levels have driven up domestic air-conditioning loads. Additionally, heavy rains in Northern India have degraded coal quality, adversely affecting thermal power generation. A decline in wind power availability during the peak windy season has further exacerbated the situation, necessitating increased reliance on real-time power procurement.

The upcoming general elections have added to the pressure, requiring uninterrupted power supply and prompting high-cost short-term purchases to ensure energy security. With many states pre-procuring power, prices and availability in the power exchanges have been severely impacted, especially during peak hours. From the second half of July 2023 to October 2023, exchange rates saw a significant rise, compelling APDISCOMs to restart gas generation plants (GGPP) for flexible but higher-cost power generation.

To tackle these issues, APDISCOMs procured deficit power through DEEP tenders approved by APERC and engaged in short-term procurement strategies to maintain a 24/7 power supply between September 2023 and March 2024. However, despite these measures, extreme power deficits during morning peak hours from January to May 2023 necessitated additional steps to address the demand effectively.

iv. Underutilisation of Thermal Capacities and its impact on consumers

In the RSTO for FY 2023-24, the Commission noted that energy availability projections from DISCOMs failed to reflect ground realities due to coal shortages and delays in commissioning new plants. Revised projections were submitted but still did not align with actual conditions. Failures by GoI, GoAP, and power utilities in timely project completion, coal supply, and efficient generation led to underutilisation of thermal capacities and artificial power scarcity. This scarcity has been used to justify long-term PPAs for unnecessary power purchases, such as solar power from SECI and thermal power from SEIL-I. Consequently,

DISCOMs rely on costly market purchases, imposing avoidable burdens on consumers through true-up charges and FPPCA claims.

v. FPPCA burdens and market purchase approvals

A significant burden under FPPCA claims arises from DISCOMs exceeding market purchase limits set by the Commission. Despite a ceiling rate of Rs.5.31 per unit for short-term purchases, higher costs and quantities are routinely approved, passing hefty FPPCA burdens onto consumers. This recurring process deflates projected power purchase costs in DISCOMs' ARR applications, artificially reducing revenue gaps and subsidies while leading to excessive market purchases at high prices. The Commission's reliance on estimates and approval of variations through true-ups has failed to reject costly claims, penalising consumers for DISCOMs' unrealistic projections and mismanagement. Replacing the FPPCA system with a method to include additional revenue gaps in future ARR proposals could end this ineffective process and reduce consumer burdens.

Reply of all DISCOMs (Paras iv and v): APGENCO attributed the delay in the COD of the **Dr. NTTPS-V (1x800 MW)** project to several factors, including non-performance by contractors, emission norm revisions, the COVID-19 pandemic, and a fire accident. The project faced a **46-month delay** due to changes in law, force majeure conditions, and other uncontrollable factors. No liquidated damages were imposed on contractors for delays caused by force majeure or change of law circumstances, as these were unforeseeable. The plant achieved its COD on **21.12.2023**.

APPDCL reported delays in the COD of the **SDSTPS Stage-II (1x800 MW)** project due to emission norm revisions, the COVID-19 pandemic, and heavy rains in the vicinity of the plant during **November and December 2021**. The project experienced a **37-month delay** due to changes in law, force majeure conditions, and adverse weather events. No liquidated damages were imposed on contractors under similar grounds, as these delays were beyond anticipation. The plant achieved its COD on **10.03.2023**.

APDISCOMs faced significant challenges in meeting rising power demand, which stemmed from various factors:

- **Climatic changes**, including delayed and erratic monsoons and the El Niño effect, reduced hydel power generation and increased domestic AC loads due to high humidity.

- **Heavy rains in Northern India** affected coal quality, impacting thermal power generation.
- **Decreased wind power availability** during the peak windy season exacerbated the power deficit.

Additionally, the demand for uninterrupted power supply during the upcoming general elections necessitated high-cost power purchases under short-term arrangements. Many states' pre-procuring power led to **high prices and limited availability**, particularly during peak hours, causing power exchange rates to spike between the second fortnight of **July 2023 and October 2023**.

To address these challenges, APDISCOMs:

1. Procured deficit power through **DEEP tenders** (approved by APERC).
2. Revamped gas stations for **flexible, higher-cost power generation**.
3. Engaged in **short-term power procurement** to ensure 24/7 power supply for FY2023-24.

APDISCOMs faced an **extreme energy deficit** during peak hours (19:00–24:00 and 00:00–02:00). Despite exorbitant prices in power exchanges, they were compelled to procure high-cost power to maintain 24/7 supply. Reasons justifying these purchases, along with demand patterns and market clearing price (MCP) trends, were submitted to the Commission.

As per the **Resource Plan** for the 5th and 6th control periods approved by the Commission:

- A **507 MW deficit** in generation capacity is projected for FY2025-26 under a **Business-As-Usual (BAU)** scenario, considering base demand (80% of the time) vs. normative supply performance.
- The deficit rises to **2622 MW** under a BAU scenario with base demand vs. actual supply performance.

To address the deficit, APDISCOMs proposed entering into a **PPA with SEIL Plant P1** to procure **625 MW** at a tariff determined by the Commission under Section 62 of the Electricity Act, 2003. The PPA is currently under finalization.

vi. Impact of irrational GNA Regulations on consumers

The deemed GNA quantum for AP includes 461.1 MW from NTPC Simhadri-1, which is connected to the STU (APTRANSCO) network and exempt from ISTS charges as per a CERC order. This 461.1 MW accounts for over 10% of the deemed GNA quantum, resulting in a significant financial impact. This situation highlights how regulatory commissions are amending regulations irrationally,

unduly benefiting corporate entities and imposing unnecessary burdens on consumers. These adverse impacts are subsequently absorbed into FPPCA claims, further affecting consumers.

Reply of all DISCOMs: Following sustained efforts by DISCOMs, the CERC, through an amendment, has incorporated a methodology to exclude drawals from the STU network, specifically addressing the case of Simhadri-I for Andhra Pradesh. Under the adopted methodology, the actual drawals from NTPC Simhadri Stage-I during the period considered for determining the GNA quantum were excluded. Consequently, the quantum of drawals from Simhadri Stage-I has been exempted from the GNA quantum. ISTS charges are now being shared based on the GNA quantum, excluding the Simhadri drawals, effective from the date of implementation of the GNA regulations.

Sri P. Narendranath Chowdary, The Andhra Sugars Limited

i. Impact of delayed and retrospective FPPCA Charges on Industrial consumers

APDISCOMs frequently delay filing FPPCA charges, often imposing them retroactively, which places a financial burden on industries. Delays in filing and approval of True-Up and FPPCA charges lead to significant unanticipated costs. The retrospective levy of charges creates operational challenges, as industries cannot account for these costs in real-time. The proposed rates could place heavy financial strain on power-intensive industries, risking the viability of many units. Therefore, there should be a return to the historical quarterly review and adjustment model, allowing timely financial adjustments. The Commission should ensure that FPPCA rates are reasonable and not overly burdensome, particularly for power-intensive sectors. The Commission should carefully consider the above comments/suggestions and avoid approving delayed levies at high rates to support the sustainability of industrial consumers in Andhra Pradesh.

Reply of all DISCOMs: The DISCOM submitted the application for the true-up of FPPCA for FY 2023-24 on 27-05-2024, followed by an addendum on 03-06-2024. As per Regulation No. 2 of 2023, the application for the true-up of FPPCA is required to be filed before the end of June each year. The DISCOM has complied with this requirement by filing the application within the prescribed timeline. Therefore, the proposed true-up is not delayed, as contended by the objector. Other matters are under the purview of the Commission.

Sri V. Srinivasa Rao, CPI**i. Request to extend the deadline for submission of objections/ suggestions**

The proposed true-up charges for the FY 2023-24 are unacceptable to the people. An additional 15 days or time till the end of November 2024 should be allowed by the Commission to submit comprehensive objections and feedback.

Reply of APEPDCL& APCPDCL: Under the purview of APERC.

Reply of APSPDCL: The Commission has extended the deadline for submitting objections to the proposals from 19-11-2024 to 25-11-2024.

Sri R. Shiva Kumar, Aditya Spinners Limited and 14 others**i. Request for an extension of time to submit objections and to conduct a Public Hearing**

The notice dated 4.11.2024 regarding the true-up of FPPCA for FY 2023-24 allows stakeholders until 19th November 2024 to submit objections. However, due to the significant impact on tariffs and the large volume of detailed data, there is a need for a thorough review and a public hearing, as was conducted for the FPPCA petitions for FY 2022-23. Therefore, it is requested that the deadline for submitting objections be extended to November 30, 2024, to allow adequate time for analysis and to conduct a public hearing on the petitions, as this is a tariff matter that affects the interests of every electricity consumer.

Reply of APCPDCL and APSPDCL: Clause No.4(E) of Regulation No.2 of 2023 reads as follows:

"The final true-up of FPPCA surcharge for any financial year shall be submitted by the end of June 30 of the next financial year, and the Commission will issue a final order within 90 days from the date of filing of such annual true-up after calling for written objections from the general public, and after consideration of the same."

As per the Regulations, the Commission is required to issue orders only after calling for written objections and duly considering them. Furthermore, through a public notice dated 18.11.2024, the Commission extended the deadline for submission of views, objections, and suggestions from 19.11.2024 to 25.11.2024.

Reply of APEPDCL: Under the purview of APERC.

- ii.** In the letter dated 15.11.2024, **Sri R. Shiva Kumar of Aditya Spinners Limited** reiterated his earlier objections dated 10.11.2024, emphasising his requests for an extension of time until 30th November 2024 for submitting objections and

holding a Public Hearing in both physical and virtual modes to promote transparency and public participation. He cited the following reasons in support of his requests. Further, Sri I. Gopinath of SICMA also raised similar concerns in his email dated 21.11.2024.

- **Significant Financial Impact:** The DISCOMs have filed for an additional Rs.11,000 crore under FPPCA, which constitutes a 25% increase over the already approved Annual Revenue Requirement (ARR) of Rs.43,000 crore for FY 2023-24.
- **Existing Deficit:** This claim is in addition to a deficit of Rs.11,500 crore previously approved by the Commission, highlighting the magnitude of the financial implications for the public and stakeholders.
- **Public Interest:** Considering the substantial demand and its potential impact on consumers, a public hearing is essential to ensure accountability and to allow public scrutiny of the claims made by the DISCOMs.
- **Clause 7.2(i) of Regulation 2, dated 5th July 1999**, specifies that all matters where hearings are mandated under the Act must be conducted in accordance with the Act and relevant regulations and **Clause 7.2(ii) specifies** that all matters affecting the rights or interests of licensees or the public must be addressed through hearings, unless explicitly exempted by a reasoned written decision.

The current case, involving a significant financial burden on the public, requires adherence to these provisions for fairness and transparency, natural justice, public scrutiny, and regulatory compliance.

Reply of APCPDCL and APSPDCL: Clause No.4(E) of Regulation No.2 of 2023 reads as follows:

"The final true-up of FPPCA surcharge for any financial year shall be submitted by the end of June 30 of the next financial year, and the Commission will issue a final order within 90 days from the date of filing of such annual true-up after calling for written objections from the general public, and after consideration of the same."

As per the Regulations, the Commission is required to issue orders only after calling for written objections and duly considering them. Furthermore, through a public notice dated 18.11.2024, the Commission extended the deadline for submission of views, objections, and suggestions from 19.11.2024 to 25.11.2024.

Reply of APEPDCL: Under the purview of APERC.

Sri Y. Narasimha/CPI(M) and 90 others**i. Request to reject FPPCA proposals and abolish the FPPCA True-Up system**

The proposal by the DISCOMs would impose a burden of Rs.11,820 crore on electricity consumers. For the electricity consumed during the FY 2023-24, consumers would face an additional charge of 50 paise to Rs.2.50 per unit every month. Just a month ago, a burden of Rs.6,072 crore was imposed, and now nearly double that burden is being added, which is unfair and should not be placed on the public. The FPPCA proposals for FY 2023-24 should be rejected by the Commission. Any unavoidable additional costs should be borne by the government itself. The practice of adjusting and imposing true-up charges after months or years of electricity consumption is fundamentally flawed. This system is being misused by the government and distribution companies, leading to an increased financial burden on the public. Therefore, the true-up and adjustment charge system should be completely abolished. The last date for submitting objections should be extended by 15 days and a Public Hearing should be conducted on the FPPCA petitions. The recent orders related to the True-Up charges of Rs. 6,072 crores for the FY 2022-23 should be reconsidered and the charges revoked.

Reply of APSPDCL: The reasons for the additional power purchase costs are detailed in the information submitted with the petition. Power procurement from the open market takes place when the availability of contracted power generation plants decreases. The FPPCA and True-Up are mechanisms through which DISCOMs file petitions as per the regulations of the Commission to recover the difference between the approved and actual electricity purchase and other costs which are essential. The Commission has extended the deadline for objections to the proposals from 19-11-2024 to 25-11-2024. Other matters are within the purview of the Commission.

Reply of APCPDCL: As per Regulation 2 of 2023 issued by the Honorable Andhra Pradesh Electricity Regulatory Commission (APEREC), FPPC (Fuel Price and Power Purchase Cost Adjustment) charges are being levied. The determination of FPPC charges involves a detailed process where the Commission reviews the proposals submitted by DISCOMs, seeks feedback from consumers and stakeholders, and makes a final decision. The FPPC charges are calculated based on the difference between the actual costs incurred and the costs approved by the Commission. The reasons for additional power purchase expenses are detailed in the

information submitted along with the petition. These additional purchases, often from the open market, typically arise when contracted power generation plants experience reduced availability.

As per the directives of the Commission, adjustment charges for the FY 2022-23 are being collected from consumers. FPPCA and true-up charges are intended to recover the difference between the actual power purchase costs incurred by DISCOMs and those approved by the Commission. DISCOMs submit these proposals in compliance with the regulations issued by the Commission. The Commission has extended the deadline for objections to the proposals from 19-11-2024 to 25-11-2024. Other matters are within the purview of the Commission.

Reply of APEPDCL: The true-up charges for the FY 2022-23 were submitted by the DISCOMs to recover the actual expenses incurred. After reviewing and evaluating the proposals, the Commission issued orders allowing the recovery of these charges from consumers. The other issues are under the purview of the Commission.

AP Ferro Alloys Producers' Association

i. Request to Conduct Public Hearing

It is customary to hold public hearings for FPPCA matters since they are part of tariff considerations. Industrial consumers are deeply agitated by the significant charges proposed and the lack of a proper hearing. Therefore, the Commission is requested to conduct a public hearing as usual to restore consumer confidence.

Reply of APCPDCL and APSPDCL: Clause No.4(E) of Regulation No.2 of 2023 reads as follows:

"The final true-up of FPPCA surcharge for any financial year shall be submitted by the end of June 30 of the next financial year, and the Commission will issue a final order within 90 days from the date of filing of such annual true-up after calling for written objections from the general public, and after consideration of the same."

As per the Regulations, the Commission is required to issue orders only after calling for written objections and duly considering them. Furthermore, through a public notice dated 18.11.2024, the Commission extended the deadline for submission of views, objections, and suggestions from 19.11.2024 to 25.11.2024

Reply of APEPDCL: Under the purview of the Commission.

Sri M. Thimma Reddy/PMGER**i. Request for an extension of time to submit comments and conduct a Public Hearing**

The Public Notice dated 04-11-2024 allowed only two weeks for filing comments on APDISCOMs' true-up proposals, instead of the usual three weeks. Given the voluminous data involved, it is requested that the Commission extend the deadline for public comments by at least one more week. The Public Notice did not mention whether a public hearing would be held for APDISCOMs' true-up filings. As per legal intent and past practices, public hearings promote participation and transparency. It is requested that the Commission hold a public hearing on this matter.

Reply of APSPDCL and APCPDCL: The Commission has extended the deadline for submission of objections from 19.11.2024 to 25.11.2024.

Reply of APEPDCL: Under the purview of the Commission.

ii. Inefficiencies of APDISCOMs should not be passed on to the consumers

The actual unit variable costs of APGENCO and Central Generating Stations' (CGS) coal-based thermal power plants are 25.55% and 33.18% higher, respectively, than those allowed in the Tariff Order, despite no significant increase in coal prices. APDISCOMs' filings lack critical details such as coal quality, GCV, and heat rate achieved, suggesting the cost increase may have resulted from inefficient operations. Electricity consumers should not bear the burden because of these inefficiencies.

Reply of all DISCOMs: The increase in variable costs of stations during FY 2023-24 is attributed to the following factors:

- A. The variable cost of APGENCO stations increased by Rs.2371.07 Crores in FY 2023-24, driven by higher energy dispatch (1699.22 MU more than approved), increased coal prices (due to SCCL's price hikes), use of costlier washed coal at NTTPS-V and RTPP-IV, and higher transportation costs of Rs.300/MT for coal routed via Paradip and Adani Krishnapatnam Ports due to rail congestion. Additionally, Rs.402.03 Crores was claimed for NTTPS-V, including Rs.200.66 Crores for 323.475 MU of infirm power.
- B. The increase in variable costs for CGS stations in FY 2023-24 was primarily due to the use of imported coal for blending, mandated by the Ministry of Power to address inadequate domestic coal supply and rising electricity demand. Initial directives allowed up to 6% blending by weight (January–September 2023), later revised to 4% for the remainder of the year. Non-compliance would result in pro-rata restrictions on domestic coal

supply. Blended coal imports, carried out through competitive procurement, significantly increased costs. Minor cost increases also arose from variations in SHR, auxiliary consumption, and secondary oil consumption.

C. In the RSTO for FY 2023-24, despite the Commission not approving procurement from CGS stations such as NTPC-Kudgi, NTECL-Vallur, NTPL, NNTPS, and NTPC-Telangana STPS Stage-1, procurement was continued to meet higher grid demand, totaling 2373.91 MU which resulted in a claim of Rs.1463.45 Crores under FPPCA, comprising Rs.969.93 Crores in fixed costs and Rs.493.52 Crores in variable costs. APDISCOMs and NTPC have approached APTEL regarding the Commission's disapproval, and the cases are currently pending.

iii. Expensive short-term purchases that could have been avoided

APDISCOMs' short-term power purchases exceeded the Commission's approval by 10,201.94 MU, with 11,753.91 MU procured at a high cost of Rs.7.59 per unit instead of the approved Rs.5.31 per unit. Despite projecting a surplus of 12,469 MU in their ARR and tariff filings for FY 2023-24, the true-up filings now show a deficit of nearly 7,000 MU. Shortfalls in APGENCO and CGS coal-based thermal power generation, amounting to 6,700 MU and 2,000 MU less than projected, respectively, led to costly short-term purchases. Over Rs.2,000 crore of the true-up burden is attributed to this mismanagement, which could have been avoided with efficient coal-based thermal power generation.

Reply of all DISCOMs: APDISCOMs faced challenges in meeting rising power demand due to factors like late monsoons, the El Niño effect reducing hydel power, increased AC usage from high humidity, poor coal quality from heavy rains in Northern India, and reduced wind power during the peak season. The need for uninterrupted supply during upcoming general elections further necessitated high-cost short-term power purchases amid high prices and limited availability caused by states pre-procuring power. Power exchange rates spiked from July to October 2023, prompting APDISCOMs to revamp gas stations for flexible generation. To address deficits, APDISCOMs procured power through DEEP tenders (approved by APERC) and engaged in short-term procurement from September 2023 to March 2024, while additional measures were taken to handle morning peak deficits from January to May 2023.

iv. Lack of Clarity and Justification in APDISCOMs' Rs.4,229.76 Crore Past Claims

APDISCOMs are claiming Rs.4,229.76 crore for past claims/refunds without providing clear explanations. The addendum filings under "FPPCA Past Claims &

Other Details for FY 2023-24" lack clarity, with ambiguous figures and missing details such as units, amounts, or periods. Some claims are decades old or related to late payment surcharges (LPS), which should not burden consumers due to DISCOMs' lapses. The Commission had addressed past arrears in its true-up order for FY 2022-23, raising concerns about the legitimacy of these repeated claims.

Reply of all DISCOMs: The major claims include Rs.2651.49 Crores for APGENCO, comprising Rs.2342.93 Crores as Late Payment Surcharge (LPS) from June 2014 to May 2022, Rs.37.32 Crores and Rs.205.10 Crores for FCA beyond 15% of base variable cost during 2018-2023, Rs.66.12 Crores for RTPP-IV infirm power, Rs.204.12 Crores for excess energy panels (2019-2023), Rs.11.74 Crores for banked energy bills (2018-2022), Rs.3.46 Crores for biomass and bagasse plants' differential variable costs (2014-19), and Rs.2.90 Crores for KC Canal water royalty (2002-2022). Additional claims include Rs.43.20 Crores for PGCIL past claims, Rs.32.28 Crores for SLDC operating charges, and Rs.6.52 Crores for transmission charges due to capacity variations.

The additional Rs.186.75 Crores includes Rs.177.21 Crores for PGCIL's revised transmission charges for Oct-Dec 2022 and true-up claims for NLC for FY 2014-19. APDISCOMs also passed Rs.1132.31 Crores as a true-down amount for transmission charges for the 2019-2024 period and Rs.93.6 Crores under various heads, including Rs.85.03 Crores for APPDCL Stage-I fixed cost revision and Rs.7.19 Crores reversed due to a stay order by APTEL.

v. Request to reject Carrying Costs

APDISCOMs are claiming Rs.487.79 crore as carrying cost without clarifying the period for which it is claimed. Consumers should not bear the burden of delays in filing and disposing of true-up claims. Notably, APDISCOMs have already recovered part of the true-up amount at 40 paise per unit with the regular tariff. The Commission, in its FY 2022-23 True-Up Order, declined to allow carrying costs due to the significant burden on consumers, emphasising that such costs would be excessive. It is requested that the Commission adopt a similar stance and reject the carrying cost claims for FY 2023-24.

Reply of all DISCOMs: Clause 4(C) of Regulation No. 2 of 2023 states:

"If the total FPPCA surcharge for a billing month exceeds 40 paise per unit, the excess amount, along with carrying costs calculated at the State Bank of India Marginal Cost of Funds-Based Lending Rate plus 150 basis points, shall be

recovered as specified by the Commission in the final true-up order for that financial year."

The carrying cost incurred by the licensee should be permitted, as its disallowance would contradict the principles of natural justice. Therefore, the objector's request to adopt a stance similar to the one taken in the FPPCA order for FY 2022-23 regarding claims for carrying costs is not justified.

vi. Need for an Action Plan to address rising T&D losses and consumer burden

T&D losses have increased across all DISCOMs during FY 2023-24, exceeding the targets set by the Commission. CPDCL's losses rose from 10.59% to 10.68%, EPDCL's from 8.58% to 8.96%, and SPDCL's from 10.67% to 10.79%. Despite regulatory oversight and significant investments under initiatives like UDAY, T&D losses remain higher than expected, with EPDCL failing to meet its AT&C loss reduction targets since FY 2015-16. These rising losses lead to higher true-up burdens for honest consumers, indirectly rewarding inefficiency and theft. The Commission is urged to devise an actionable plan to effectively reduce T&D losses and alleviate the financial burden on consumers.

Reply of APSPDCL and APCPDCL: A minor increase in T&D losses is attributed to variations in the LT and HT sales mix, as well as an increase in PGCIL loss quantum due to higher market purchases. LT sales accounted for 59.67% of total sales in FY 2022-23, rising to 62.56% in FY 2023-24.

Reply of APEPDCL: The percentage of T&D losses is influenced by voltage-wise sales, and variations in sales percentages compared to the previous year result in changes in T&D losses.

vii. Discrepancies in agriculture sales data and under reporting of T&D losses

There are discrepancies in agriculture sales, with actual unmetered sales exceeding approved levels while metered sales fall short. In SPDCL, unmetered sales are over 50% higher than approved figures, raising doubts about the accuracy of agriculture sales data. This suggests that actual T&D losses may be significantly higher than reported by the DISCOMs.

Reply of APSPDCL: The metered agricultural sales under Category-V (Agricultural & Related-LT) show a decrease from the approved 673.87 MU to the actual 466.84 MU. This includes sales to Corporate Farmers (3.03 MU approved vs. 2.93 MU actual), Salt Farming Units with a connected load up to 15HP (0.86 MU vs. 0.69 MU), and Floriculture in Greenhouses (0.07 MU vs. 0.12 MU). Aquaculture and Animal Husbandry sales decreased significantly (667.92 MU approved vs. 460.95 MU actual) due to adverse demand conditions. Other

subcategories such as Agro-Based Cottage Industries (0.19 MU) and Lift Irrigation Schemes (1.81 MU approved vs. 1.95 MU actual) also contributed to the variance. The decrease in metered agricultural sales is primarily driven by reduced demand in aquaculture, and it is important to note that the demand factors for metered and unmetered agriculture differ, making direct comparisons inappropriate.

Reply of APEPDCL and APCPDCL: Pertains to APSPDCL.

Sri M.V. Anjaneyulu, Vidyuth Vinayogadarula Ikya Vedika

i. Request for adequate time to submit objections

The petitions were prepared by officials of electricity distribution companies who are well-versed in technical details and have access to all necessary information. Consumers, their representatives, and political parties lack continuous access to such information and require more time to comprehend the technical jargon and key aspects of the petitions. Studying the petitions thoroughly, understanding their implications, and providing well-informed objections and suggestions require at least one month. Therefore, the Commission should extend the deadline for submitting objections until 30th November 2024 to ensure fairness and adequate representation of electricity consumers and their interests.

Reply of APSPDCL and APCPDCL: Considering the request of the objectors, the Commission has extended the deadline for submitting objections, views, and suggestions from 19-11-2024 to 25-11-2024.

Reply of APEPDCL: under the purview of the Commission.

ii. Underutilisation of APGENCO's thermal plant capacity

APGENCO's (including APPDCL's) thermal power plants have a total installed capacity of 6610 MW but are operating at only 51.48% utilisation. In the Retail Supply Tariff for FY 2023-24, APDISCOMs stated that they have been utilising 100% of APGENCO's capacity since 11.06.2017. He questioned why APGENCO's plants could not match the efficiency of NTPC's Rihand Thermal Power Station, which consistently achieves 100% capacity utilisation.

Reply of APSPDCL and APCPDCL: Post-COVID-19 recovery has led to a substantial increase in nationwide coal demand, surpassing supply from mines. Despite these challenges, APGENCO has been meeting daily coal requirements for its thermal plants. However, constraints at the mines have hindered the procurement of specified grade coal. Additional factors such as forced trippings, flame failures, boiler tube leaks, single condenser operations, frequent SLDC

backdown instructions, and monsoon-induced wet coal have negatively impacted power generation. Efforts are underway to procure higher-quality GCV coal, with quality being monitored at the mines.

A special subcommittee has been set up to address coal supply issues, emphasizing the need to increase rack allocations from MCL and SCCL for NTPPs and RTPPs. As per CEA directions, APGENCO is undertaking Renovation and Modernization (R&M) works for Dr. NTPPs Units 1-6 and RTPP Stage-1, which are over 25 years old. These ageing plants have experienced efficiency declines, and R&M works are planned for FY 2025-26 and 2026-27, as directed by the Commission.

The integration of renewable energy into the grid has resulted in frequent backdowns of APGENCO's thermal units as per SLDC instructions to maintain grid stability. APGENCO's hydel power generation, which is rainfall-dependent, was adversely affected in FY 2023-24 due to a poor monsoon. These multipurpose hydel projects prioritize irrigation, with power generation contingent on water usage decisions made by the irrigation department.

iii. Increase in short-term purchases due to the underutilisation of government thermal power plants' capacity

In FY 2023-2024, 28,097.1993 MU of electricity from government thermal power plants remained unutilised, forcing DISCOMs to purchase 11,753.9156 MU through short-term contracts at Rs.7.59 per unit, leading to higher costs and FPPCA charges. Had the government plants been fully utilised, 77.50% of the 36,252.9778 MU purchased from private and short-term sources could have been avoided. For FY 2024-2025, DISCOMs proposed sourcing 54.46% from private producers, a 9.01% increase, while failing to prioritise increased government generation. This reliance on private power highlights inefficiencies and raises concerns about favouring private profits over consumer interests.

Reply of APEPDCL (Paras ii and iii), APSPDCL and APCPDCL: APPDCL has established the 3x800 MW Stage I & II project. For the 2x800 MW Stage-I units, the boilers are designed to operate with blended coal having a GCV of 4800 Kcal/Kg. This is achieved by mixing 70% washed coal (GCV 4200 Kcal/Kg) with 30% imported coal (GCV 6300 Kcal/Kg). To minimize the impact of high variable costs on consumers due to the expensive imported coal of 6300 Kcal/Kg GCV, APPDCL procured 5.2 lakh MT of coal with a GCV of 5000 Kcal/Kg based on indexed pricing, at an average cost of Rs.11,416 per MT. To address challenges in coal imports, APPDCL entered into a Fuel Supply Agreement (FSA) with ECL

for 0.95 MMTPA of high-grade coal, with supplies starting in April 2024. The use of ECL coal has resulted in improved power availability.

For the 1x800 MW Stage-II unit, the boiler is designed to operate with coal having a GCV of 4200 Kcal/Kg. The Unit commenced commercial operation on 10.03.2023. However, due to the turbine bearing's vibration issues, the unit was taken offline for corrective maintenance, resulting in reduced availability. Following corrective actions by BHEL, the unit is now operating at higher loads. Despite this, availability has shown improvement.

iv. High-cost coal purchases

The petitions filed by DISCOMs do not include information on coal purchases. Without this data, it is difficult to analyse how fuel costs have impacted electricity tariffs. Domestic coal prices range between Rs.2,600 and Rs.8,500 per ton, as capped by Coal India. For example, Singareni Collieries notified that high-grade domestic coal (GCV >7000) costs Rs.6,810 per ton, while imported coal (GCV <5000) costs much more, despite its lower calorific value. The DISCOMs continued to show a preference for imported coal over domestic coal during FY 2023-2024, which added to FPPCA costs. This decision is a deliberate choice benefitting private interests rather than consumers. The Commission should direct the DISCOMs to furnish the details of total coal consumption, quantity and cost of imported and domestic coal, and calorific value (GCV) of the imported coal for FY 2023-24. He questioned why the Government and APGENCO have not participated in Singareni Collieries' recent coal auctions, despite domestic coal being cheaper and readily available. Therefore, the Government and DISCOMs, not the consumers, are responsible for the FPPCA fuel charges arising from the use of expensive imported coal.

Reply of all DISCOMs: APGENCO has long-term fuel supply agreements for 20.844 MMT of coal annually (13.964 MMT from MCL and 6.880 MMT from SCCL) as per Government of India recommendations. Coal is procured domestically based on notifications from MCL and SCCL, with no foreign coal imports in FY 2023-24.

Coal Consumption for FY 2023-24: Dr. NTPPS (Stages I-V): 10.41 MMT with an average GCV of 2,984 Kcal/Kg. Dr. MVR RTPP (Stages I-IV): 8.16 MMT with an average GCV of 3,194 Kcal/Kg with a combined total consumption of 18.34 MMT.

APPDCL SDSTPS Stage-1 (2x800 MW):

The plant is designed to use coal with a GCV of 4800 Kcal/Kg, achieved by

blending 70% washed coal (GCV 4200 Kcal/Kg) and 30% imported coal (GCV 6300 Kcal/Kg). Due to the unavailability of washed coal, raw coal from MCL was used to meet generation targets.

FY 2023-24 Coal Consumption Data:

- **Stage-1:** A total of 42.78 lakh MT of coal was consumed, including 5.21 lakh MT imported, 25.53 lakh MT washed, and 12.04 lakh MT of raw coal.
- **Stage-2:** A total of 19.59 lakh MT of coal was consumed, including 34,222 MT imported, 10.46 lakh MT washed, and 8.79 lakh MT raw coal.
- **Prices & GCV:** Imported coal cost Rs.11,416/MT with a GCV of 5033 Kcal/Kg, while domestic coal cost Rs.5,240/MT with GCVs of 4147 Kcal/Kg (washed) and 3646 Kcal/Kg (raw).

HNPCL Coal Consumption Data for FY 2023-24:

Domestic Coal:

Consumption: 3,663,117 MT

GCV: 3,193 Kcal/Kg

Price: Rs.3,875/MT

Imported Coal:

Consumption: 497,256 MT

GCV: 4,853 Kcal/Kg

Price: Rs.12,243/MT

v. Non-establishment of Government-Owned Power Generation Plants as per demand

There has been a failure to establish new government-owned power plants despite rising electricity demand. Instead, high-cost private power purchases are being relied upon, burdening consumers. The FPPCA system is an unjustified practice of deferring electricity tariff hikes, forcing consumers to pay for past year's power costs in the current year. The Rs. 11,826.40 Crore FPPCA charges for FY 2023-2024 are attributable to the DISCOMs and state government. Therefore, the Commission has to pass on this burden to them, not the consumers.

Reply of all DISCOMs: DISCOMs are sourcing electricity from available plants to lower power purchase costs and benefit consumers. To address future energy requirements, they are exploring RE hybrid systems, pumped storage hydro plants, and APGENCO's hydel stations, including additional units at Lower Sileru and pumped storage facilities at Upper Sileru. To meet the rising peak demand, the Sileru pumped storage plants are planned to be operational soon. Additionally, the phased completion of the Polavaram Hydro Project will significantly enhance the power generation capacity in Andhra Pradesh. Other matters are under the purview of the Commission.

vi. Request to conduct a Public Hearing

The commission should conduct a public hearing and announce a suitable date for it, rather than relying solely on written objections.

Reply of all DISCOMs: Under the purview of the Commission.

Sri Chundru Venkatesh, Alufluoride Limited

i. Request for fair consideration of captive solar consumption

FPPCA charges for FY 2023-24 should be applied only to units billed by APEPDCL, excluding units generated and consumed from their captive solar plant. During FY 2022-23, APEPDCL did not exclude captive solar consumption while imposing FPPCA charges, resulting in an unfair levy. The Commission is requested to duly consider their objections and suggestions while passing an order on the matter.

Reply of APEPDCL: The matter will be examined, and any necessary corrective action will be taken and communicated separately, as it is not relevant to the current filings.

Reply of APSPDCL and APCPDCL: Pertains to APEPDCL.

Sri K.Thourya, Chief Electrical Distribution Engineer, SCR

- i.** Railways is a prompt-paying bulk consumer and paid Rs.1927.13 crores in FY2023-24 as electricity charges to the DISCOMs. For FY 2024-25, the tariff for Railway Traction was increased by Rs.1.00/unit, leading to an additional burden of Rs.270 crore, while tariffs for other LT and HT consumers remained unchanged. The tariff for Railway Traction in Andhra Pradesh is already higher than in neighbouring states like Telangana and Odisha, making it uncompetitive. With the addition of true-up and carrying costs, the average unit cost of traction energy for Railways will further shoot up and cause a heavy burden on Railways. It has consistently sought open access to procure cheaper power from the market, but this was denied by state utilities. The unit cost for Railways rose sharply to Rs.7.89 in FY 2024-25 due to the Rs.1.00/unit hike resulting in a notional burden of Rs.270 crore. The increased costs affect Railways' operating expenses, potentially leading to higher freight charges, commodity prices, inflation, and reduced employment opportunities. Therefore, the Commission is requested to exempt Railways from the levy of FPPCA and carrying costs considering that there is already a substantial burden due to the traction tariff hike in FY2024-25.

Reply of all DISCOMs: The FPPCA charges of Rs.0.40/unit were provisionally levied during the FY 2023-24 in compliance with Regulation No. 2 of 2023. The current filing pertains to the true-up of FPPCA, with the proposed month-wise FPPCA details outlined in Annexure-I. As per Clause 4(G) of Regulation No. 2 of 2023, the distribution licensee is required to uniformly apply the FPPCA across all

consumer categories for the respective month based on their consumption. Therefore, the Railways' request for exemption from the levy of FPPCA and carrying cost is not justified. Other issues raised by the objector are not related to the present petition.

Sri J. Ellappa, Nagari

- i. It is requested to take a balanced and considerate approach rather than a one-sided decision on this matter and withdraw the proposal, understanding the concerns of the people.

Reply of APCPDCL & APSPDCL: The true-up of FPPCA for FY 2023-24 has been filed in compliance with Regulation No. 2 of 2023 issued by the Commission to reconcile the difference between approved and actual costs for power purchase, transmission, PGCIL, ULDC, and SLDC. Therefore, the objectors' request to withdraw the FPPCA true-up is not justified.

Reply of APEPDCL: Under the purview of APERC.

Smt. Vydehi, Secretary, FAAPCI, Sri I.Gopinath, SICMA and A.P. Ferro Alloys Producers' Association

i. Power purchase portfolio of APDISCOMs – Projections vs reality

The power procurement strategy of APDISCOMs for FY 2023-24 is based on unrealistic projections and over-reliance on short-term power purchases, causing significant financial burdens on consumers. Approved costs in the RST Order differ substantially from actual FPPCA filings, leading to:

- A. Higher CSS: Subsidised projections caused increased cross-subsidy surcharges for open-access consumers.
- B. Increased FPPCA Burdens: Variations in procurement costs were passed on to retail consumers.

Energy availability was overestimated, while delays in commissioning projects and poor use of long-term sources resulted in higher short-term market purchases. Risks like coal shortages were not mitigated, unfairly shifting costs to consumers. Improved planning and realistic projections are needed to prevent such burdens.

ii. Deviation in rate of purchase

There are significant deviations in power procurement costs, with actual rates far exceeding approved rates for FY 2023-24. A key factor is the reliance on imported coal, leading to higher procurement costs. Despite this, such market dynamics were not accounted for in procurement cost projections, burdening consumers with avoidable expenses. APGENCO's thermal plants have shown

inefficiencies, with power procurement costs significantly higher than similarly positioned Central Generating Stations. The regulatory framework of APERC is seen as lenient compared to CERC, allowing inefficiencies to persist. This has resulted in higher fixed charges, relaxed operational norms, and inadequate accountability, ultimately shifting undue costs to consumers. The Commission has issued clear directives to improve APGENCO's performance, including stricter adherence to coal quality standards, maintaining adequate coal stocks, and optimising costs. However, non-compliance by APGENCO and lack of effective procurement planning by DISCOMs continue to increase reliance on high-cost short-term market purchases, further escalating consumer burdens. There is a need for stricter enforcement of regulatory norms, improved operational planning, and greater accountability from both APGENCO and DISCOMs to protect consumers from unwarranted costs and inefficiencies.

iii. Power purchases from power exchanges are to be excluded in the computation of FPPCA

There are inefficiencies in power procurement planning, particularly APDISCOMs' reliance on short-term power procurement (STPP). For FY 2023-24, STPP accounted for 15% of their total procurement portfolio, with an average cost of Rs.7.59/unit, significantly exceeding the approved rate of Rs.5.31/unit set by the Commission.

Key observations are:

A. Reliance on STPP: Despite backing down 2,989 MUs of cheaper long-term power (at Rs.3.86/unit), DISCOMs procured 7,433 MUs from the exchange at much higher costs, indicating poor resource planning.

B. Lack of Banking/Swapping Arrangements: No efforts were made to mitigate short-term procurement reliance through strategic banking or swapping arrangements.

C. Impact on Consumers: These inefficiencies have unfairly shifted the financial burden to consumers, violating principles of prudence and transparency in procurement planning.

The backed-down power costs should be adjusted against STPP procurement costs, with any remaining STPP procurement admitted only at the approved rate of Rs.5.31/unit. This would reduce the allowable power purchase cost for STPP from Rs.8,917.2 Crore to Rs.5,808 Crore, ensuring fairness and accountability. There should be stricter regulatory oversight to prevent such inefficiencies in the future.

Reply of all DISCOMs (Paras i to iii): The surplus energy projected in the ARR of APDISCOMs for FY 2023-24 is based on future demand estimates, but real-time operations require second-by-second load-generation balance. Surplus generation occurs occasionally but cannot always be utilized due to system constraints. These include the integration of "Must-Run" renewable energy (RE), which often requires backing down other plants during low-demand periods, and market price trends that discourage surplus energy sales. Thermal plants are also placed in Reserve Shutdown (RSD) mode during low-demand seasons, such as the monsoons, making them unavailable for immediate generation despite their capacity. Additionally, weather-induced load drops can create unexpected surplus within specific time blocks. Generation scheduling and demand matching are assessed on a time-block basis, with surplus or deficit varying within each block despite broader planning.

APDISCOMs submitted actual sales exceeding projections by 3832 MU, leading to an additional energy requirement of 4810.39 MU and increased power purchase costs. At APGENCO stations, energy dispatch exceeded projections by 1699.22 MU, with variable costs rising by Rs.2371.07 crore due to coal price hikes, reliance on washed coal, and higher transportation costs. APDISCOMs procured 2373.91 MU from unapproved Central Generating Stations (CGS), incurring Rs.1463.45 crore, as directives from the Ministry of Power mandated blending imported coal due to domestic shortages. Supplementary claims from HNPCL amounted to Rs.276.33 crore for costs like ash transportation and part-load compensation, while non-conventional energy projects added 1251.68 MU, increasing costs by Rs.509.09 crore. Short-term purchases from exchanges and bilateral agreements, necessitated by climatic challenges and El Niño effects, further raised costs to Rs.7.21/unit and Rs.8.56/unit, respectively. However, surplus solar power during off-peak hours was sold at Rs.5.94/unit, contributing to revenue.

Thermal generation faced operational constraints due to coal quality and transport challenges, while the commissioning of Dr. NTTPS-V was delayed by 46 months due to contractor issues, emission norm revisions, COVID-19, and fire accidents. Despite these hurdles, APDISCOMs ensured uninterrupted power supply by procuring high-cost power during peak demand hours (19:00–24:00 and 00:00–02:00), adhering to actual costs rather than ceiling prices.

iv. Procurement from non-approved sources to be disallowed

APDISCOMs have claimed Rs.1,452 crore for power procurement from unapproved Central Sector Generating Stations (CSGS), including NTPC Kudgi Stage-I, NTECL Valluru, NTPL (NLC Tamil Nadu), and NLC NNTPS, despite the Commission explicitly disallowing procurement from these sources in the RST Orders for FY 2022-23 and FY 2023-24. These plants were excluded due to their high costs, lack of Commission approval for their PPAs, and availability of sufficient power from other approved sources.

Key points are:

A. Commission's Directions Ignored:

- a. The Commission has repeatedly stated that procurement from unapproved sources is not permissible unless approved under Section 86(1)(b) of the Electricity Act, 2003.
- b. The Commission also emphasised that sufficient capacity exists from approved sources to meet base load requirements, making reliance on these high-cost plants unnecessary.

B. Non-Compliant Claims:

Despite clear directions, APDISCOMs procured 2,354 MUs from the unapproved CSGS, claiming Rs.1,452 crore, including Rs.25.03 crore in past arrears, which violates regulatory provisions.

C. FPPCA Framework Violations:

As per the regulatory framework, fuel cost variations from unapproved sources cannot be passed through under FPPCA. These claims, therefore, lack justification and should be disallowed.

The Commission is requested to reject claims related to unapproved CSGS and enforce compliance with its regulations to ensure that consumer interests are protected.

Reply of all DISCOMs: In the retail supply tariff order for FY 2023-24, the Commission did not approve procurement from four CGS stations—NTPC-Kudgi, NTECL-Vallur, NTPL, and NNTPS. Additionally, procurement from NTPC-Telangana-STPS Stage-1 was also not approved. Despite this, APDISCOMs continued to procure energy from these stations to address the higher grid demand, amounting to 2373.91 MU during FY 2023-24. The cost of power from these plants was lower compared to market purchases and short-term bilateral purchases. Being round-the-clock (RTC) power, this procurement helped meet

base load demand during peak times and reduced the reliance on more expensive market power purchases.

Without this procurement, market purchases would have been significantly higher, further increasing costs. The DISCOMs claimed Rs. 1463.45 crore towards these unapproved stations in the FPPCA claims for FY 2023-24, comprising Rs.969.93 crore in fixed charges and Rs.493.52 crore in variable charges.

v. Non-compliance with the directives in the APGENCO tariff order

The Commission, in its MYT Order for APGENCO stations for the 4th Control Period (FY 2019-20 to FY 2023-24), issued several directives aimed at ensuring efficiency, cost control, and adherence to norms by APGENCO.

Key directives issued are:

- A. Fuel Cost Adjustment Limitation:** Variations in fuel cost adjustments were capped at 15%, requiring Commission approval for higher variations.
- B. Coal Quality Verification:** APGENCO was directed to ensure billed grade coal through standardised sampling at the source and receiving end, with compliance monitored by licensees and third parties.
- C. Coal Procurement Optimisation:** APGENCO was tasked with exploring long-term coal contracts through competitive bidding to minimise costs.
- D. Coal Stock Maintenance:** Minimum coal stock norms (15 days' supply) were mandated, with penalties for non-compliance under Section 142 of the Electricity Act, 2003.
- E. Cost Optimisation:** Coordination with licensees and adherence to CEA guidelines for flexibility in coal utilisation to reduce variable costs.

There are concerns about APGENCO's compliance with these directives, including:

- Whether fuel cost adjustment bills have been limited to 15% variation as directed.
- Verification systems for coal GCV and sampling protocols.
- Efforts to establish long-term coal contracts and maintain required coal stock levels.
- Submission and public availability of compliance reports.
- Actions to upgrade performance and reduce operational costs as advised by the Commission.

The Commission is requested to ensure APGENCO's compliance with these directives, make relevant reports publicly available, and penalise non-compliance

where applicable. It is further requested that the current FPPCA proceedings be suspended until these compliance issues are resolved, as they significantly impact the variable cost component passed onto DISCOMs and, ultimately, consumers.

Reply of all DISCOMs: APGENCO has adhered to the Commission's directive to limit variations in fuel cost adjustment bills to a ceiling of 15%. However, any increase in variable costs beyond this ceiling is being filed with the Commission along with supporting data. A team of engineers from APDISCOMS/APPCC visited Dr. NTPS and RTPP to verify established third-party sampling and testing procedures. APGENCO has implemented all directives from the commission, including establishing divisional offices at MCL/Talcher and SCCL/Yellandu to ensure accurate billing of coal grades. For sample testing and grade slippage concerns, third-party agencies—QSS Ltd. at the loading end and KCS Ltd. at the unloading end—conduct sampling and analysis as per IS procedures. APGENCO maintains long-term Fuel Supply Agreements (FSA) with Mahanadi Coalfields Limited (MCL) in Talcher, Odisha, and Singareni Collieries Company Limited (SCCL) in Kothagudem, Telangana. A new FSA with SCCL ensures an additional supply of 3.00 MMTPA to Dr. NTPS. In response to the Commission's directions, APGENCO ensures sufficient coal supply through close coordination with MCL and SCCL, addressing quality and quantity concerns to avoid generation losses. APGENCO updates the Ministry of Coal and Ministry of Power, Government of India, on coal stock status during Core Management Team and Sub-Group Meetings, requesting increased supplies. Following Ministry of Power guidelines to procure imported coal for blending (10% of the requirement), tenders were invited but not finalized due to high costs that could burden end consumers. With the addition of an 800 MW unit at Dr. NTPS, coal needs are being met via RSR mode from MCL, boosting generation capacity. Coal stocks at thermal units are improving due to APGENCO's consistent efforts. APGENCO is committed to providing reliable and uninterrupted power at optimal prices, strictly following commission directives and submitting daily/monthly coal data to the CEA. As the nodal agency for flexi-coal operations, APGENCO submits quarterly coal supply matrices to Coal India Limited (CIL) to align coal supplies with requirements at APGENCO and APPDCL plants. Unplanned coal diversions between stations are minimized, reducing logistics costs through efficient monitoring of coal movement. To reduce O&M and energy charges, APGENCO conducts energy audits and RLA studies, implementing repairs, refurbishments,

replacements, and retrofitting based on recommendations. For older units at VTPS and RTPP (eight 210 MW units over 25 years old), APGENCO submitted R&M activity proposals, which the Commission has approved in principle. APGENCO claims actual fuel costs in FCA bills, providing all relevant data, including coal costs, fuel quality, and other prescribed metrics in the required formats.

vi. Procurement costs of NTTPS – V

The following are the concerns regarding the claims made by APDISCOMs for power procurement from NTTPS-V, which was commissioned in December 2023.

A. Delay in Commissioning:

The delay in commissioning NTTPS-V resulted in only 653 MUs of actual generation (excluding 323 MUs of infirm power) against the approved quantum of 3,248 MUs. This shortfall exacerbated reliance on costly short-term market purchases, increasing consumer burden.

B. Inclusion of Infirm Power:

The inclusion of 323 MUs of infirm power in the FPPCA claims violates APERC Regulation 1 of 2008, which mandates that revenue from infirm power should be adjusted against the capital cost. Energy charges related to infirm power should be disallowed.

C. Fixed Cost Recovery:

No provisional tariff was approved for NTTPS-V. The ad-hoc rate of Rs.1.80/unit considered by the Commission in the RST Order for FY 2023-24 cannot justify the recovery of fixed costs without explicit approval. The recovery should be deferred until FY 2024-25 when the approved AFC applies.

D. Low PLF and Penalty:

NTTSP-V recorded a Plant Availability Factor (PAF) of only 35.94%. The Commission's directives specify a penalty of 5 to 15 paise/unit for failing to meet normative performance levels. Since APGENCO has not justified the low PLF, a penalty of 15 paise/unit should be imposed on the admissible energy for FY 2023-24.

Allowable Cost Assessment: The allowable cost of power procurement from NTTPS-V for FY 2023-24 should be Rs.228.6 Crores, significantly lower than the Rs.484.4 Crores claimed by DISCOMs. The Commission is requested to adjust the costs accordingly.

Reply of all DISCOMs: The infirm power bill claimed by NTTPS-V pertains solely to fuel costs, as the entire generation prior to the plant's COD was exported to

APDISCOMs. Therefore, the energy charges claimed by APDISCOMs for infirm power are in line with the conditions outlined in the PPA and may be allowed. The fixed charges included in the FPPCA for Dr. NTPS-V have been calculated in accordance with the RSTO 2023-24, duly accounting for the cumulative availability of the plant as certified by APSLDC.

vii. Income from the sale of RECs

The Commission, in its RST Order for FY 2023-24, approved 3,075 MUs of surplus Renewable Energy (RE) and allowed adjustments to power purchase costs through True-Up/Down as per relevant regulations. Despite directives issued in the RST Order for FY 2021-22, APDISCOMs have not provided details of revenue earned from the sale of surplus RE or Renewable Energy Certificates (RECs).

The key points to note are:

A. Non-Disclosure of Revenue from Surplus RE:

DISCOMs failed to disclose details of revenue realised from surplus RE/REC sales, despite Commission directives. The Objector requests that income from such sales be deducted from the Actual Average Power Purchase Cost.

B. Delayed REC Sales:

APDISCOMs reported revenue of Rs.67.10 Crores from surplus RECs accrued between FY 2019-20 and FY 2022-23 but sold during FY 2023-24 and FY 2024-25. This delay resulted in lower revenue due to declining REC rates and the burden of under-realization of Revenue should not be imposed on the consumers of the state.

C. Revenue Adjustment:

The Commission stated in the FPPCA Order for FY 2022-23 that REC revenue would be adjusted during the final True-Up. Although the revenue from REC receipts is minimal, this cannot justify the non-adjustment of said revenue in the FPPCA.

D. Unrealised Revenue from FY 2023-24 Surplus RE:

The deemed revenue for FY 2023-24 (3,075 MUs × Rs.1,000/REC) should be estimated and proportionally allocated among DISCOMs for deduction from admissible power purchase costs.

Reply of all DISCOMs: The RECs, totaling 9,49,369, were approved by the NLDC on 17-10-2024. These RECs are approved only after the conclusion of the financial year and not during the year itself. Consequently, the sale of RECs attributable to FY 2023-24 will occur in the future. Therefore, the suggestion by

the objector to consider deemed revenue from the sale of RECs and deduct it from the admissible power purchase cost is not justified. Furthermore, the revenue generated from the sale of RECs will be duly accounted for in future filings.

viii. Unscheduled Interchange Charges-Penal in nature

The following are the concerns regarding APDISCOMs' reliance on Unscheduled Interchange (UI) charges of Rs.192 Crores incurred for dispatching 199 MUs of energy during FY 2023-24 at an average rate of R.16.14/unit which indicate significant inefficiencies in power portfolio management.

A. Penal Nature of UI Charges:

UI charges are intended to ensure grid discipline under CERC Deviation Settlement Mechanism (DSM) regulations. However, the high rates (averaging Rs.30.6/unit as observed in prior orders) underscore inefficiencies and raise concerns about burdening consumers with penal charges.

B. Pass-Through to Consumers:

Whether UI charges, being penal in nature should be partially or fully passed on to end consumers through the FPPCA. There is no explicit provision in the Tariff Regulations enabling such a pass-through.

C. Request for Disallowance:

The Commission should disallow UI charges as part of the FPPCA, in the absence of regulatory provisions.

Reply of APSPDCL and APEPDCL: The rates at which UI/DSM charges are levied are not fixed and depend on various factors such as grid frequency, market rates, and the volume of energy deviation (both underdrawal and overdrawal). The rates also vary based on volume limits or slabs. It is important to note that charges payable during overdrawal blocks are higher than the charges receivable during underdrawal blocks. Additionally, during periods of high frequency, under-drawn energy is not incentivized, while during low frequency, over-drawn energy is penalized at rates ranging from 150% to 200% of the normal rate, depending on the frequency. For net energy calculation, under-drawn energy is offset against over-drawn energy, which results in an overall increase in the per-unit DSM rate, making it appear higher. Week-wise deviation data, along with slab-wise details, has been submitted to the Commission and made available on its website for reference. Since UI charges are incidental to the operation of the grid, licensees should not be penalized for these charges.

Therefore, the objector's request to disallow UI charges as a pass-through is not justified, given their incidental nature.

Reply of APCPDCL: APCPDCL had a total of 6,47,357 surplus RECs available for FY 2022-23, which were approved by GRID-INDIA/NLDC in February 2024. APPCC, on behalf of APDISCOMs, has been trading these RECs in various power exchanges based on prevailing market rates. Revenue of approximately Rs.9.49 crore was generated from the sale of these RECs in power exchanges. This revenue has been credited to APCPDCL's account during FY 2024-25 and will be accounted for in the FPPCA filings for FY 2024-25. Regarding the certification of RECs for FY 2023-24 for APCPDCL, a petition has been filed before the CERC against GRID-INDIA/NLDC, seeking the issuance of RECs to APCPDCL.

ix. Late payment surcharge inadmissible

APDISCOMs have claimed Rs.2,876 Crores in Late Payment Surcharges (LPS) paid to generating companies during FY 2023-24. The following are the concerns regarding the claim:

A. Penal Nature of LPS:

LPS charges result from the financial indiscipline of DISCOMs and are penal in nature. As such, they should not be considered part of power purchase cost variations under FPPCA.

B. Non-Compliance with Tariff Regulations:

The Tariff Regulations do not provide for the inclusion of LPS in FPPCA claims. This position has been reiterated by the Commission in the FPPCA Order for FY 2022-23, which explicitly disallowed LPS claims.

C. Request for Disallowance:

In line with the Commission's previous stance and the regulatory framework, the LPS should be disallowed in the FPPCA.

Reply of all DISCOMs: APDISCOMs have admitted LPS amounts for certain generators in line with the terms and conditions of the PPA, as well as orders from the Regulatory Commission and other legal forums. All generator bill invoices, along with the required supporting information, have been submitted to the Commission for consideration.

x. Past arrears to HNPCL as per the Order in O.P.No. 1 of 2024

APDISCOMs have claimed Rs.778 crore in arrears related to the Variable Cost revision for FY 2023-24 based on the MYT Order in OP No. 1 of 2024. The following are the concerns on the claim:

A. Revised Base Energy Charge Rate (ECR):

The Commission, in the HNPCL Order dated 02.04.2024, revised the Base ECR to Rs.3.03/unit due to changes in fuel costs, with an upper limit of 15% for additional claims subject to Commission scrutiny.

B. Actual ECR vs. Revised Base ECR:

DISCOMs incurred an actual ECR of Rs.2.82/unit for HNPCL during FY 2023-24. The admissible impact of the revised Base ECR would be Rs.0.21/unit (Rs.3.03 - Rs.2.82), amounting to Rs.105 Crores for 5,130 MUs.

C. Excessive Claim:

The Rs.778 Crore claim by APDICOMs significantly exceeds the calculated impact of the revised Base ECR and may include unjustified items. A thorough review is requested to ensure accuracy and adherence to regulatory provisions.

The Commission is requested to limit the admissible impact to Rs.105 Crores, reflecting the actual variation in Base ECR, and to scrutinise the claim for any unwarranted inclusions.

Reply of all DISCOMs: In OP No. 01 of 2024, the Commission approved the unit variable cost admissible to HNPCL as R.3.03/unit. The Commission set an upper limit of 15% on the base value for admitting and processing payments by DISCOMs to HNPCL. Any amount exceeding the 15% upper limit on the base value shall be payable by DISCOMs only after scrutiny and approval by the Commission based on a filing made by HNPCL. Accordingly, the total maximum variable cost to be admitted is Rs.3.485/unit. During FY 2023-24, an amount of Rs.1.97 crore exceeded the base variable cost of Rs.3.485/unit in October 2023. This excess amount has been kept as a provision pending approval from the Commission. For most of FY 2023-24, spanning approximately nine months, HNPCL blended imported coal with domestic coal as instructed by APDISCOMs. The total cost incurred for imported coal during FY 2023-24 was Rs.583.85 crore. APDISCOMs provisionally admitted supplementary bills claimed by HNPCL amounting to Rs.276.33 crore, in accordance with PPA conditions and relevant regulations. These supplementary bills cover costs related to ash transportation, part-load compensation, additional O&M charges, and statutory charges. These matters are currently pending before the Commission in OP No. 15 of 2024.

xi. Carrying Cost

The following are the concerns regarding the carrying cost methodology submitted by the APDISCOMs for FY 2023-24.

A. Excess FPPCA Recovery:

APDISCOMs have recovered Rs.0.40/unit throughout FY 2023-24, exceeding the allowable FPPCA of Rs.0.1423/unit (APSPDCL), Rs.0.2001/unit (APEPDCL), and Rs.0.1086/unit (APCPDCL) as per the objector's calculation. This over-recovery warrants a refund to consumers with applicable carrying costs as per the Fourth Amendment.

B. Unjustified Surcharges:

Consumers are already burdened with multiple surcharges over retail tariffs, including Distribution True-Up for FY 2014-19, monthly FPPCA for FY 2023-24 and FPPCA for FY 2022-23, totalling up to Rs.1.2452/unit (APSPDCL), Rs.1.2289/unit(APEPDCL) and Rs.0.9876/unit(APCPDCL). The imposition of such an excessive and unjustified levy of surcharges is grossly detrimental to the interests of bulk consumers, particularly in industries where profit margins are razor-thin and competition is cutthroat.

C. Carrying Cost Calculation Issues:

The DISCOMs used monthly compounding for computing carrying costs, whereas the regulatory provisions permit only annual computation. The Fourth Amendment specifies carrying costs should align with SBI MCLR plus 150 basis points and be finalised annually in the true-up order.

Therefore, the Commission is requested to refund the excess FPPCA recovery with applicable carrying costs calculated on an annual basis.

Reply of all DISCOMs: The assessment of FPPCA by the objector is not justified in view of the contentions presented in the previous paras. As per the provisions of the Regulation, the carrying cost has to be calculated on a monthly basis.

xii. Prayers

- Consider the objections raised.
- Declare the Petitions ultra vires of APERC regulations and ensure FPPCA refunds to consumers with annual carrying costs.
- Reject variation claims for power procured from exchanges by aligning rates with backed-down power costs or APERC-approved rates.
- Disallow claims for power procured from non-approved sources, including NTPC Kudgi Stage-I, NTECL Valluru, NTPL (NLC Tamil Nadu), and NLC NNTPS.
- Disallow excess procurement costs related to NTPS-V.
- Direct DISCOMs to disclose income from Renewable Energy (RECs or otherwise) for FPPCA computation.

- Disallow Unscheduled Interchange (UI) charges as they are penal in nature.
- Disallow claims for Late Payment Surcharges included in fixed charge claims.
- Disallow additional past claims related to HNPCL.
- Pass appropriate orders in the interest of justice and equity.
- Permit them to make further submissions and provide additional details during Public Hearings.

Sri V.Sambi Reddy, Taxpayers Association

i. Inefficient utilisation of APGENCO Thermal Capacity and costly Short-Term purchases in FY 2023-2024

In FY 2023-2024, APDISCOMs purchased a total of 79,758.3370 MU, with 54.55% sourced from the public sector (43,505.3592 MU) and 45.45% from the private sector (36,252.9778 MU). Despite having a total capacity of 6,610 MW (equivalent to 57,903.6 MU annually) in APGENCO's thermal power plants, only 51.48% of this capacity (29,806.4017 MU) was utilised, leaving 48.52% (28,097.1993 MU) unused. Instead of maximising public sector capacity, APDISCOMs resorted to short-term purchases of 11,753.9156 MU, often at higher rates than those approved by the Commission, creating inefficiencies and imposing additional financial burdens on consumers. Fixed charges for underutilised thermal plants and high short-term purchase costs are unfairly included in FPPCA charges, burdening consumers. This mismanagement by DISCOMs and the government, along with reduced public sector generation in favour of private purchases, is strongly opposed.

Reply of all DISCOMs: Post-COVID-19 recovery has led to a substantial increase in nationwide coal demand, surpassing supply from mines. Despite these challenges, APGENCO has been meeting daily coal requirements for its thermal plants. However, constraints at the mines have hindered the procurement of specified grade coal. Additional factors such as forced trippings, flame failures, boiler tube leaks, single condenser operations, frequent SLDC backdown instructions, and monsoon-induced wet coal have negatively impacted power generation. Efforts are underway to procure higher-quality GCV coal, with quality being monitored at the mines.

A special subcommittee has been set up to address coal supply issues, emphasizing the need to increase rack allocations from MCL and SCCL for NTPPs and RTPPs. As per CEA directions, APGENCO is undertaking Renovation and Modernization (R&M) works for Dr. NTPS Units 1-6 and RTPP Stage-1,

which are over 25 years old. These ageing plants have experienced efficiency declines, and R&M works are planned for FY 2025-26 and 2026-27, as directed by the Commission.

The integration of renewable energy into the grid has resulted in frequent backdowns of APGENCO's thermal units as per SLDC instructions to maintain grid stability. APGENCO's hydel power generation, which is rainfall-dependent, was adversely affected in FY 2023-24 due to a poor monsoon. These multipurpose hydel projects prioritize irrigation, with power generation contingent on water usage decisions made by the irrigation department.

ii. Lack of coal purchase transparency and opposition to retrospective Tariff hikes

The petitions lack the coal purchase details necessary to analyse FPPCA fuel costs. Additionally, imposing retrospective tariff hikes on past electricity purchases is unjust and strongly opposed, as it unfairly increases costs for already consumed goods.

Reply of all DISCOMs: As per regulations, all necessary information has been submitted along with the FPPCA petition. The details of coal procurement are provided below:

APGENCO has long-term fuel supply agreements for 20.844 MMT of coal annually (13.964 MMT from MCL and 6.880 MMT from SCCL) as per Government of India recommendations. Coal is procured domestically based on notifications from MCL and SCCL, with no foreign coal imports in FY 2023-24.

Coal Consumption for FY 2023-24: Dr. NTPPS (Stages I-V): 10.41 MMT with an average GCV of 2,984 Kcal/Kg. Dr. MVR RTPP (Stages I-IV): 8.16 MMT with an average GCV of 3,194 Kcal/Kg with a combined total consumption of 18.34 MMT.

APPDCL SDSTPS Stage-1 (2x800 MW):

The plant is designed to use coal with a GCV of 4800 Kcal/Kg, achieved by blending 70% washed coal (GCV 4200 Kcal/Kg) and 30% imported coal (GCV 6300 Kcal/Kg). Due to the unavailability of washed coal, raw coal from MCL was used to meet generation targets.

FY 2023-24 Coal Consumption Data:

- **Stage-1:** A total of 42.78 lakh MT of coal was consumed, including 5.21 lakh MT imported, 25.53 lakh MT washed, and 12.04 lakh MT of raw coal.
- **Stage-2:** A total of 19.59 lakh MT of coal was consumed, including 34,222 MT imported, 10.46 lakh MT washed, and 8.79 lakh MT raw coal.

- **Prices & GCV:** Imported coal cost Rs.11,416/MT with a GCV of 5033 Kcal/Kg, while domestic coal cost Rs.5,240/MT with GCVs of 4147 Kcal/Kg (washed) and 3646 Kcal/Kg (raw).

HNPCL Coal Consumption Data for FY 2023-24:

Domestic Coal:

Consumption: 3,663,117 MT

GCV: 3,193 Kcal/Kg

Price: Rs.3,875/MT

Imported Coal:

Consumption: 497,256 MT

GCV: 4,853 Kcal/Kg

Price: Rs.12,243/MT

iii. Objection to Retrospective Tariff Hike

Imposing charges on previously consumed electricity is effectively an increase in the tariff for past usage and should be viewed as a deferred tariff hike. Unlike other commodities, raising the price for something already consumed and demanding payment retrospectively is highly unfair and opposed.

Reply of all DISCOMs: True-up/adjustment charges are necessary under regulations to enable DISCOMs to recover approved and actual electricity procurement costs along with other related expenses.

iv. Request for Public Hearing to address diverse opinions on the matter

The Commission is requested to hold a public hearing on the matter, as many have expressed diverse opinions, and not limit the process to written objections. An appropriate date for the hearing should be announced.

Reply of all DISCOMs: Under the purview of the Commission.

Sri Ch. Baburao and Sri V.Srinivasarao, CPI(M)

i. Opposition to "Must Run" SECI Agreements and Their Impact on State Thermal Plants and Public Funds

APDISCOMs have entered into agreements with SECI under the "Must Run" category. Despite the state government investing thousands of crores in establishing thermal plants, their full capacity is not being utilised. Instead, the agreements mandate the use of private solar power, which undermines the public sector and diverts public funds to private companies. This practice is detrimental to the state and its citizens, and therefore, these agreements and the resulting FPPCA charges are strongly opposed. It is urged that these corruption-tainted agreements be cancelled immediately, an investigation be conducted, and other PPAs be reviewed.

ii. Opposition to retrospective Tariff hikes

The imposition of charges for previously consumed electricity equates to retrospective tariff hikes. This is seen as unjust and unfair, as it retroactively increases the costs of already utilised services. This practice is strongly opposed.

iii. Request for Public Hearing

The Commission has not yet announced a date for a public hearing on these issues. Many electricity consumers have expressed diverse opinions. Therefore, it is requested that the commission conduct a public hearing instead of limiting the process to written objections and announce a suitable date for the same.

Reply of all DISCOMs(Paras i to iii): FPPCA and True-Up are mechanisms through which DISCOMs file petitions as per the regulations of the Commission to recover the difference between approved and actual expenses related to electricity procurement and other costs. This is necessary. Other matters are under the purview of the Commission.

Sri V.Bhaskar, TGV SRAAC Limited**i. Impact on Industry**

The energy-intensive production process of the factory requires approximately 2800 units of electricity per MT of Caustic Soda, with electricity constituting 70% of total production costs. The Rs.11,000 crore FPPCA claims by APDISCOMs for FY 2023-24 will significantly burden industries in the region.

ii. Request for Public Hearing

Unlike previous cases, no public hearing has been scheduled for this matter, which is a tariff-related issue of significant public interest. A similar public hearing was held for the FY 2022-23 FPPCA petition, and the same should be done now to ensure transparency and stakeholder participation.

iii. Insufficient Time for Objections

The 15-day period for submitting objections is inadequate, given the extensive nature of the petitions, which include hundreds of pages with detailed data and annexures. An extension of the deadline to November 30, 2024, is requested to allow stakeholders sufficient time to study and provide informed objections or suggestions.

Reply of APSPDCL and APCPDCL (Paras i to iii): The Commission has extended the deadline for submitting objections to the true-up of the FPPCA petition for FY 2023-24 from November 19, 2024, to November 25, 2024. Any further extensions fall under the purview of the Commission.

Clause No. 4(E) of Regulation No. 2 of 2023 states:

"The final true-up of the FPPCA surcharge for any financial year shall be submitted by June 30 of the following financial year. The Commission shall issue a final order within 90 days of filing the annual true-up, after inviting written objections from the general public and duly considering them."

As per the Regulation, issuing an order by the Commission mandates inviting written objections and considering them. However, the decision to conduct a public hearing is under the purview of the Commission.

Reply of APEPDCL: Under the purview of the Commission.

Sri Suresh Khandelwal, Electro Steel Castings Limited

i. Chief Minister's Public Statement.

The Andhra Pradesh Chief Minister assured via media that FPPCA charges would not be recovered, and there would be no power tariff hikes for five years. The recent FPPCA petitions contradict this assurance, causing concern. It is requested that the government's consumer-friendly stance be upheld, and APDISCOMs' applications be rejected.

ii. Exorbitant Power Costs impacting Industry operations

If the Commission approves APDISCOMs' claims, the estimated power cost for May 2025 is projected to rise steeply, with Energy Charges: Rs.6.90/unit (peak hour rate for continuous process industries), Electricity Duty: Rs.1.00/unit and FPPCA Charges: Rs.3.19/unit (including FPPCA for FY 2022-23 @ Rs.0.80/unit already approved, FPPCA for FY 2023-24 @ Rs.1.99/unit awaiting approval and FPPCA for FY 2024-25 @ Rs.0.40/unit provisional, subject to tariff increase risks). The total provisional cost is estimated at Rs.11.09/unit, with risks of further escalation. Operation of Industries becomes unviable under such high costs. With power costs reaching Rs.11-12 per unit, production has become unviable. Constant uncertainty and increases in power costs make doing business challenging.

iii. Lack of transparency in FPPCA claims

FPPCA claims are presented as month-wise summary figures without detailed breakups or rationale. APSPDCL has been collecting Rs.0.40/unit provisionally since April 2023, but it is unclear whether this amount will be adjusted in the final FPPCA claims. It is requested that distribution companies provide detailed calculations; otherwise, claims should be rejected.

iv. Prayer from ailing Industry

The Electro Steel Castings factory in Srikalahasthi manufactures products like Ductile Iron Pipes, Ferro Silicon, Cement, and GGBS, where power constitutes a significant portion of production costs. The incremental costs, not factored into product pricing, result in unavoidable losses. The increase of up to Rs.2.50/unit (nearly 50% of the base tariff) is unbearable and severely impacts financial stability. Incremental FPPCA charges from April 2023 to March 2024 have significantly raised production costs, with increases of 19%-51% across months and products (DIP and Ferro Silicon). This increase % is very high and we have to bear this loss to continue our existing production. The Ferro Silicon Industry is already struggling with an existential crisis. We face a potential shutdown due to the exorbitant power cost increases under the FPPCA claims. This would lead to unemployment and other severe consequences. Therefore, the Commission is requested to:

- A. Prevent such steep increases to save the industry from closure.
- B. Arrange for equal sharing of incremental losses between APSPDCL and consumers, based on APERC's final approved FPPCA.
- C. Disallow partial or complete FPPCA claims by APSPDCL to ensure justice for consumers.

Reply of all DISCOMs (Paras i to iv): The petition for the true-up of FPPCA for FY 2023-24 has been filed in accordance with Regulation No. 2 of 2023 to recover the variation in power purchase costs incurred. Therefore, the request to reject the petition is not justified. The FPPCA charges for FY 2022-23 and FY 2023-24 are applicable for the respective years' consumption and should not be combined with the unit rate calculated above. The licensee has provided the following details along with the FPPCA true-up application:

- A. FPPCA computation as per the format specified in the Regulation.
- B. Source-wise dispatch and cost comparison with approved values, along with explanations.
- C. Category-wise sales compared to approved figures.
- D. Availability and Plant Load Factor (PLF) for each source.
- E. Market purchases data.
- F. DSM (Deviation Settlement Mechanism) data.
- G. POC (Point of Connection) charges.
- H. Details of past claims.
- I. Information on backing down of thermal sources.

J. Percentage of losses.

The FPPCA claim, both inclusive of Rs. 0.40/unit and exclusive of the same, is detailed in the carrying cost sheet submitted with the application. This information is also available on the Honorable APERC and DISCOM websites. As per Regulation No. 2 of 2023, the distribution licensee is required to apply the FPPCA uniformly across all consumer categories for the month, based on their consumption. Therefore, the objector's request to fully or partially disallow the FPPCA claim is not justified.

Sri U.Kumar, APTMA

i. Contrasting cost management in manufacturing and regulated entities

In manufacturing industries, long-term contracts include price variation clauses requiring proof and customer acceptance due to the significant cost of raw materials. In contrast, regulated entities like GENCOs, TRANSCO, and DISCOMs enjoy automatic cost pass-through under regulations. Industrial electricity consumers, however, lack such privileges. The current claims by DISCOMs, reflecting over 30% tariff escalation, are unreasonable, non-transparent, and exaggerated.

ii. The gap between approved ARR and the estimated revenue

The Ministry of Power (MoP) mandates that tariffs be cost-reflective, ensuring no gap between the Approved Annual Revenue Requirement (ARR) and the Estimated Annual Revenue from tariffs, except in cases of natural calamities.

Key provisions include:

- Any gap shall not exceed 3% of the approved ARR.
- Such gaps, along with carrying costs, must be liquidated within three equal yearly instalments.
- Pre-existing gaps (as of this notification) must be cleared within seven yearly instalments.

iii. Concerns in current petitions

There are significant variances between APERC-approved values and DISCOMs' current claims as indicated below:

Item	Approved	DISCOMs' Claims	Variance	% Change
Energy Dispatch	74,995 MU	79,758 MU	+4,810 MU	+6.41%
Power Purchase Costs	Rs.32,321 Cr	Rs.42,851 Cr	Rs.10,531 Cr	+32.5%
Short-Term Purchase Volume	1,552 MU	11,754 MU	+10,202 MU	+657.34%

Item	Approved	DISCOMs' Claims	Variance	% Change
Short-Term Purchase Price	Rs.5.31/kVAh	Rs.7.59/kVAh	Rs. 2.28/kVAh	+43%
Cost of Short-Term Purchase	Rs.824.11 Cr	Rs.8,921.28 Cr	Rs.8,097 Cr	+982.6%
FPPCA Collected @Rs.0.4/unit	-	Rs.3,685 Cr	-	-
Power Backed Down	Grid Balanced	3,733 MU	-	-
Power Surplus	5,103 MU	5,331 MU	-	-

The claims presented by DISCOMs, including an FPPCA of Rs.11,826 crore, highlight serious concerns regarding transparency and accountability. The Rs.4,229 crore includes charges such as Late Payment Surcharge (LPS), ash handling charges, ECR debt notes, differential tax liability, and FOREX variations, which lack proper justification or clarity. It is unclear whether these are reclaims of earlier disallowed costs. Short-term purchases: approved: 1,552 MU; Actual: 11,754 MU (a 657% increase). The variance of 10,202 MU raises questions about inefficiency or mismanagement. The pass-through of all costs (controllable and uncontrollable) lacks limits or maximum thresholds. DISCOMs appear not to prioritise consumer service.

iv. Prayers

- The current MYT regulations for generation, transmission, and distribution are outdated and should be aligned with the latest CERC regulations.
- Consumers are burdened with an additional cost of Rs.0.60 to Rs.0.70/unit due to inefficiencies in the current APERC regulations.
- The FPPCA regulations need revision, incorporating procedures outlined in APERC orders (in OP-6 of 2023 and OP-21 of 2023) regarding GCV and other cost elements.
- A maximum limit on escalation should be set, with the final amount integrated into the next ARR.
- A public hearing is essential for transparency, equity, and fairness concerning the Rs.11,000 crore consumer burden in FY 2023-24.
- Clause 7 of Regulation 2 of 1999 dated 05.07.1999 mandates public hearings for such matters.
- We should have the opportunity to respond to DISCOMs' written replies and provide additional information during the public hearing.

- Permission is requested for Mr. Shivkumar or any other representative to present submissions on our behalf.

Reply of all DISCOMs(Paras i to iv): APDISCOMs have filed the FPPCA for FY 2023-24 in line with Regulation 2 of 2023 (Fourth Amendment to Regulation 4 of 2005) issued by the Commission. Actual sales during the year exceeded approved sales by 3,832 MU, resulting in an increased energy requirement of 4,810.39 MU. This surge led to a substantial rise in power purchase costs, driven by increased dispatch from APGENCO stations (1,699.22 MU more than approved), higher coal prices, and additional transportation expenses. Utilization of washed coal and congestion in rail routes further escalated costs, with a variable cost increase of Rs. 2,371.07 Crores. The claim also included Rs. 402.03 Crores for infirm power bills related to NTPS-V.

Blended coal usage in CGS stations, mandated by the Ministry of Power due to domestic shortages, added to the costs, as did unapproved energy procurement from specific CGS stations like NTPC Kudgi, NTECL Vallur, and NTPC-Telangana STPS. Procurement from these unapproved stations amounted to 2,373.91 MU, with costs totalling Rs. 1,463.45 Crores. Additional claims included Rs. 276.33 Crores from HNPCL for ash transportation, part-load compensation, O&M, and statutory charges. Renewable energy (NCE/RE) projects, being must-run stations, contributed an additional 1,251.68 MU, increasing costs by Rs. 509.09 Crores.

The DISCOMs also faced challenges due to climatic factors, including the El Niño effect, impacting hydel and wind power generation and increasing the need for real-time procurement. To ensure a 24/7 power supply during peak hours and general elections, short-term and market purchases were made at high rates, with market purchases averaging Rs.7.21/unit for 7,433.75 MU and bilateral purchases averaging Rs.8.56/unit for 4,216.42 MU. The DISCOMs also sold 822.58 MU of surplus power at Rs.5.94/unit and managed banked power through swap arrangements.

Past claims totalling Rs.3,258.11 Crores included late payment surcharges to APGENCO (Rs.2,342.93 Crores), adjustments for biomass-based power plants, true-up claims for NTPC Ramagundam, and deferred tax liabilities. Other claims pertained to differential transmission charges, statutory levies, and PGCIL bills. Additional submissions included Rs.177.21 Crores for PGCIL's Southern Region transmission charges and true-up costs for FY 2014-19.

Official Person-In-Charge, Kuppam RESCO**i. Non-Compliance by APSPDCL in passing Additional Subsidy to Kuppam RESCO**

The RESCO follows the Retail Supply Tariff (RST) order approved by the Commission, including provisions for free power supply to LT Agricultural and other subsidized categories. Under the orders of the Commission, APSPDCL claims the subsidy/additional subsidy (True-up of FPPCA) for LT Agricultural free power sales from the Government of Andhra Pradesh (GoAP). While GoAP is not obligated to provide subsidies for RESCO's agricultural free-power sales due to the specific method of determining RESCO's power purchase price, the Commission issued specific orders (OP Nos. 17 of 2017, 64 of 2017, and 34 of 2018) directing APSPDCL to include Kuppam RESCO's agricultural sales in claims for additional subsidies (FPPCA) from GoAP. Furthermore, any additional subsidy received for RESCO's share was to be passed on to RESCO. However, APSPDCL has ignored this directive in their True-up/FPPCA filings for FY 2014-15 to FY 2018-19, FY 2021-22, and FY 2022-23.

ii. Objection against the inclusion of Agricultural Free-Power Sales and Line Loss Units in FPPCA charges for Kuppam RESCO

The Commission's FPPCA orders exempt agricultural free-power consumers from FPPCA charges, directing these to be claimed from the GoAP. Kuppam RESCO, respecting these orders, does not levy FPPCA on agricultural free-power consumers. However, APSPDCL continues to impose FPPCA charges on Kuppam RESCO for its total power drawal, including free agricultural sales and line loss units, effectively penalizing RESCO twice. In a related matter, the Commission, through its letter dated 23.06.2003, clarified that FSA charges from RESCO should not include agricultural consumption and line loss units. Despite this, APSPDCL has reportedly not excluded RESCO's agricultural free-power sales and line loss units in its current FPPCA filings for FY 2023-24. Therefore, Kuppam RESCO objects and requests the Honorable APERC to instruct APSPDCL to treat RESCO fairly and exclude these components from the FPPCA charges.

Reply of APSPDCL(Paras i and ii): The letter dated 23-06-2003 predates the notification of the FPPCA Regulation dated 02-07-2021 (Regulation No. 4 of 2021). Neither Regulation No. 4 of 2021 nor Regulation No. 2 of 2023 explicitly addresses the separate treatment of FPPCA for free agricultural sales and line loss units of Rescos. Consequently, the licensee has filed the FPPCA by treating the Resco, Kuppam as a bulk supply undertaking.

In the FPPCA/True-up orders, the Commission directs the DISCOMs to claim FPPCA/True-up charges for agricultural sales from the Government of Andhra Pradesh. Similarly, the FPPCA/True-up charges related to agricultural sales of RESCO, Kuppam, are to be claimed from the Government of Andhra Pradesh.

When calculating the FPPCA for DISCOMs, line losses are excluded from consumer levies. Following this precedent and in light of prior clarifications provided by the Commission, the line losses for RESCO, Kuppam may also be excluded. These matters, however, fall within the purview of the Commission.

Reply of APEPDCL: Pertains to APSPDCL.

Sri M.Laxmi Narayana, Vijayawada

- i. APDISCOMs have proposed FPPCA charges for FY 2023-24, amounting to an additional Rs.11,830 crores for consumers, with charges ranging from Rs.0.50 to Rs.2.50 per unit. This follows a prior burden of Rs.6,072 crores, nearly doubling the financial load on consumers. The burden arises from inefficiencies, corruption, reliance on costly private power, reduced government thermal power generation, and surcharges.

Requests to the Commission:

- A. Reject the FPPCA proposals for 2023-24 and address inefficiencies in the system.
- B. The government should bear unavoidable costs, honouring its promise to reduce electricity bills.
- C. Reconsider the Rs.6,072 crores true-up charges for 2022-23 as it unfairly burdens consumers.
- D. Abolish the flawed true-up and adjustment charge mechanism.
- E. Extend the objection deadline by 15 days and conduct public hearings.
- F. Suspend additional charges until a thorough review is completed and prevent further consumer burdens.

Reply of all DISCOMs: The reasons for the increase in power purchase costs are detailed in the application for the true-up of FPPCA. During real-time operations, forecasted grid demand fluctuates due to weather conditions, while forecasted generation can vary due to thermal generation outages or changes in renewable energy output. To balance load and generation in real-time, APDISCOMs may overdraw or underdraw from the grid. Additionally, when declared availability falls short of grid demand, APDISCOMs procure the shortfall from power markets, exchanges, or e-bidding portals to ensure 24x7

power supply for all. DISCOM has submitted the application for the true-up of FPPCA for FY 2023-24 in compliance with the provisions of Regulation No. 2 of 2023.

The request to abolish the true-up and adjustment mechanism is not justified, as it is essential for DISCOMs to recover additional costs. The Commission has already extended the deadline for objections to November 25, 2024. The decision to conduct the Public Hearings is under the purview of the Commission, as written objections are sufficient under Clause 4(E) of Regulation No. 2 of 2023. Suspending additional charges is unjustified, as the FPPCA mechanism is necessary to address the gap between approved and actual power purchase costs.

Secretary, Kurnool City Petroleum Dealers Federation and 3 others

- i. It is learned that there is a proposal to significantly increase the electricity charges through true-up ranging from 50 to 250 paise per unit. The proposed hike will adversely impact the financial stability of individuals, the business community, educational institutions, the medical sector, and industries. Therefore, it is sincerely requested not to increase the electricity charges through true-up.

Geethanjali Colony Residents, Kurnool and 6 others

- i. The True-up charges, which were Rs.600 crores just a month ago, have now surged to Rs.11,820 crores. Imposing this burden on us is not appropriate, as it will cause significant difficulties for poor and middle-class people. It is unfair to place the mistakes of the previous government on us. Currently, the electricity burden on us is already huge, and we request the government to reconsider and cancel the True-up charges. This burden should not be imposed on the public but borne by the government instead. Increasing these charges will erode the trust people have in the government. Moreover, it poses a risk of losses to small industries, hotels, and other professionals. Therefore, we earnestly request the immediate cancellation of these charges.

Venkata Ramana Colony Residents, Kurnool and 96 others

- i. Just a month ago, Rs.6,000 crores were added to electricity bills under the guise of adjustment charges. Now, an additional rs.11,820 crores is being imposed on consumers as True-up charges, which we strongly oppose. Electricity tariffs are already excessively high, and any further hike will place an unbearable burden on poor and middle-class families. This increase could also force micro and

small industries to shut down. We earnestly urge the authorities to immediately revoke these True-up charges to prevent further financial strain on the public.

7. After thoroughly examining the views/suggestions of objectors and different stakeholders, the following issues/ questions arise which are answered briefly here. The detailed scrutiny of the power purchase cost variations, determination of true-up of FPPCA, mode and manner of recovery are dealt with in the subsequent section at relevant places. Some of the objections raised are also answered accordingly there.

i. **Significant variances between APERC-approved values and DISCOMs' current claims.**

Commission's decision: Source-wise variations in energy availability, energy dispatch, an increase of sales against the approved quantum and actual losses being higher than the approved losses which resulted in more power requirement, have been critically analysed in the scrutiny of the Power Purchase Cost Variations section. The Commission found reasonableness in the DISCOMS's submissions regarding the variations in the despatch from the approved sources and the under-generation, particularly from AP Hydel, APPDCL and HNPCL, which led to the purchase of the higher quantum of energy in Markets/ Exchanges.

Current claims by DISCOMs, reflecting over 30% Variable Cost escalation, are unreasonable, non-transparent, and exaggerated.

Commission's decision: The Commission analysed the VC escalation against approved VC in respect of all thermal stations in the dispatch list. In respect of Intra State Thermal Stations belonging to AP Genco, APPDCL and IPPs and whose tariff is governed by APERC, the VC is limited to the respective ceiling prices approved in the relevant MYT orders of the Generators. With reference to HNPCL, the usage of imported coal is allowed to the extent of approval accorded by the Commission. In respect of CGS stations the variation in coal costs is attributed to blended coal, necessitated by the country's inadequate coal supply and soaring electricity demand. To address this, the Ministry of Power (MOP) issued directives on 9th Jan 2023, allowing generating stations to import coal for blending up to 6% (By weight) from September 2023. Following the MOP directions, the CGS plants blended the imported coal during FY 2023-24, which led to an additional increase in VC. Other parameters, such as variations in SHR, Aux consumption, and secondary oil

consumption, also led to a minor rise in VC. Considering the above reasons and compulsions to meet the growing grid demand, the Commission is inclined to accept the claims filed for CGS stations that have the Commission's approval.

ii. Whether the Late Payment Surcharge (LPS) paid to Generators can be allowed as a pass-through in FPPCA?

Commission's decision: Several objectors opposed the inclusion of LPS paid to GENCOS in FPPCA claims. In response, DISCOMS stated that the LPS bills were admitted as per the PPA and hence included in the FPPCA claims. As per the extant Regulation, there is no provision to consider the Late Payment Surcharge (LPS) paid to GENCOS in FPPCA claims. Hence, the Commission is not inclined to allow it while computing FPPCA claims.

iii. Costly short-term power procurement exceeds regulatory limits amid surplus and backdown issues.

Commission's decision: All the transactions carried out by DISCOMs under the head Short Term purchases have been scrutinised. In compliance with Regulation 1 of 2022 issued by APERC regarding short-term power procurement by APDISCOMs, they carried out energy transactions (purchase, sale, and swap) in FY 2023-24 to meet the load generation balance and mitigate the AP state Grid constraints on a real-time basis.

Due to various factors, the APDISCOMs have faced significant challenges in meeting the rising power demand. Climatic changes, including late and improper monsoons and the El Niño effect, have affected hydel power generation and increased domestic AC loads due to high humidity conditions. Heavy rains in Northern India have reduced coal quality and impacted thermal power generation, while decreased wind power availability during the peak windy season has also led to more real-time power procurement.

Furthermore, the need for uninterrupted power ahead of the general elections has necessitated high-cost power purchases. Many states are pre-procuring power, leading to high prices and limited availability, especially during peak hours. This situation has increased the rates in power exchanges and prompted APDISCOMs to revamp gas stations for higher-cost flexible power generation.

All the DEEP e-bidding portal purchases have the Commission's approval/ratification. The DISCOMs inform the Commission about the purchases in DAM every day. The DISCOMS have submitted monthly reports justifying all short-term purchases. Hence, after carefully examining all facts relating to the short-term market purchases and rejecting all objections in this regard, the Commission is inclined to approve the market purchases as filed.

iv. Inclusion of unapproved CGS power costs in FPPCA calculations by DISCOMs.

Commission's decision: In the retail supply tariff order for FY 2023-24, the Commission has not approved procurement from the first four CGS Stations in the table because the per unit cost of procurement from these projects is higher than Rs.6.30/Unit, considering the average power procurement cost from exchanges on RTC basis. Further, the Commission has given the liberty to the DISCOMs to approach the Commission for procurement of the power from the said four stations on a short-term basis with substantiation that the power procurement from them would be beneficial to the DISCOMS in all respects if there is a dire need and in case of any slippage of generation from the approved sources. However, the DISCOMs didn't approach the Commission during the year to procure the power from unapproved stations. It is also noted that APDISCOMs and NTPC have approached APTEL regarding the issue, and the cases are pending.

While so, the DISCOMs have continued energy procurement from these CGS stations to meet the base load requirement. The DISCOMs claimed the FC & VC of these unapproved stations in the FPPCA claims for FY 2023-24. In light of the foregoing, since the energy is absorbed to meet the load requirement, keeping open the Commission's option to initiate action on DISCOMS for non-compliance with the Commission's direction, it is inclined to consider the energy equivalent to the energy received from unapproved stations at the weighted average power purchase cost of both fixed and variable costs from all other sources including market purchases. Accordingly, the Commission approved an amount of Rs.1,415.63 Cr against the claim of Rs.1463.45 Cr and disallowed the amount of Rs.47.82 Cr.

v. Exempt Railways from levy of FPPCA charges:

Commission's decision: In their response, the DISCOMs have stated that as per Clause 4(G) of Regulation No. 2 of 2023, the distribution licensee is required to

uniformly apply the FPPCA across all consumer categories for the respective month based on their consumption. Therefore, the Railways' request for exemption from the levy of FPPCA and carrying cost is not justified. Commission agrees with the contention of the DISCOMs, and is not inclined to accord exemption to Indian Railways from payment of FPPCA charges.

vi. Carrying Costs shall not be allowed.

The Fourth Amendment to the APERC-Determination of Wheeling & Retail Supply tariffs regulation specifies that carrying costs be allowed and should align with SBI MCLR plus 150 basis points. DISCOMs though calculated carrying cost till the date of filings, have sought relief in their prayers till the date of realisation. As held by the Commission in the previous section DISCOMS made the filings within the stipulated time. However, while allowing the carrying cost as per Regulation from the date of filing, the Commission is inclined to allow up to 90 days from the date of filing to protect the consumer's interest from the administrative delay caused. Accordingly, the commission is allowing a carrying cost of Rs 316.6 Crs against the claim of Rs 487.7 Crores by the DISCOMs.

vii. Inefficient utilisation of APGENCO Thermal Capacity and costly Short-Term purchases in FY 2023-2024

Commission's decision: As stated by the DISCOMs, AP Genco thermal plants are grappling with coal issues and during peak RE season due to widespread penetration of RE capacity in the State, the Reserve Shut Down (RSD) or backing down is imposed on AP Genco Thermal plants to address the intermittency at the grid level. Commission has been following up with the DISCOMs to stick to the merit order dispatch and to see that no thermal generator is left unpaid of its due fixed cost, if it is backed down even though ready to generate.

viii. Whether Agricultural Free-Power Sales and Line Loss pertaining to RESCOs (Kuppam) be included in FPPCA chargeable consumption?

Commissions' decision: In so far as a License Exemptee is concerned, it is a bulk consumer to the territorial DISCOM. APSPDCL in their reply stated that the letter dated 23-06-2003 quoted by Kuppam RESCO predates the notification of the FPPCA Regulation dated 02-07-2021 (Regulation No. 4 of 2021). Neither Regulation No. 4 of 2021 nor Regulation No. 2 of 2023 explicitly addresses the separate treatment of FPPCA for free agricultural sales and line

loss units of RESCOs. Consequently, the licensee has filed the FPPCA by treating the RESCO, Kuppam as a bulk supply undertaking. As such, the FPPCA/True-up charges related to agricultural sales of RESCO, Kuppam, are to be claimed from the Government of Andhra Pradesh by RESCO and pay the DISCOM its Tariff.

ix. Delay in issuing of FPPCA order by APERC.

Commission's decision: In so far as this FPPCA application is concerned, the DISCOMs have filed the claim within the time frame stipulated in the Regulation. There is some unavoidable administrative delay due to work exigencies as stated supra. There is no inordinate delay and as such this levy of true up of FPPCA 2023-24 is fair and just. Hence the view of the objector is denied.

x. Whether UI chargers being penal in nature be passed on to the consumers?

Commission's decision: Unscheduled Interchange (UI) is inevitable in certain time blocks given the huge RE mix in the DISCOMS' power portfolio. But given its penal nature, the Commission is not inclined to accept the entire claim of the DISCOMs. Instead, the weighted average short-term purchase price in the respective quarters is used to value the net UI energy and is accordingly taken into FPPCA calculations.

xi. Approved T&D losses to be used in calculations.

Commission's decision: As per the data presented by the DISCOMs in their FPPCA true-up filings for FY 2023-24, they have recorded higher T&D losses than the approved values by the Commission as shown below.

DISCOM	T&D Losses		
	Approved	Actual	Difference
SPDCL	9.51%	10.79%	1.27%
CPDCL	10.61%	10.68%	0.07%
EPDCL	8.64%	8.96%	0.32%
Three DISCOMs	9.42%	10.08%	0.66%

In line with the condition specified in the Regulation, the Commission has taken into account the approved losses which are lesser than the actual losses, for the purpose of calculating the recoverable FPPCA for FY 2023-24.

xii. FPPCA subsidy to partly subsidised consumers.:

Commission's decision:

As per the amendment issued in 2023 to the Regulation No.4 of 2005, which governs the true-up claims in the present petitions, is very clear. As per clause 12.5 I of the Regulation, the Distribution licensees shall raise the FPPCA bills on the Government in respect of the consumers who are provided 100% tariff subsidy under Section 65 of the Electricity Act-2003. The subsidy true up/true down on account of variations in the sales of agriculture consumers under the free power category will be done after the end of the financial year during the final true-up of FPPCA. Hence, regarding agricultural consumption under the free power category and other 100 per cent subsidised consumers, the FPPCA charges are to be raised by the DISCOMS on GOAP as per Regulation.

xiii. Lack of Clarity and Justification in APDISCOMs' Past Claims.

DISCOMs have furnished details on past claims in their petitions. Further, in response to the objectors they have furnished a detailed note. It is assured that while scrutinising their claims, the commission would go into each & every item/transactions covered in past claims and allow as per the eligibility /prudence. It is observed from the data submitted by DISCOMs that the major claims include Rs.2651.49 Crores for APGENCO, comprising Rs.2342.93 Crores as Late Payment Surcharge (LPS) from June 2014 to May 2022, Rs.37.32 Crores and Rs.205.10 Crores for FCA beyond 15% of base variable cost during 2018-2023, Rs.66.12 Crores for RTPP-IV infirm power, Rs.204.12 Crores for excess energy panels (2019-2023), Rs.11.74 Crores for banked energy bills (2018-2022), Rs.3.46 Crores for biomass and bagasse plants' differential variable costs (2014-19), and Rs.2.90 Crores for KC Canal water royalty (2002-2022). Additional claims include Rs.43.20 Crores for PGCIL past claims, Rs.32.28 Crores for SLDC operating charges, and Rs.6.52 Crores for transmission charges due to capacity variations.

The additional Rs.186.75 Crores includes Rs.177.21 Crores for PGCIL's

revised transmission charges for Oct-Dec 2022 and true-up claims for NLC for FY 2014-19. APDISCOMs also passed Rs.1132.31 Crores as a true-down amount for transmission charges for the 2019-2024 period and Rs.93.6 Crores under various heads, including Rs.85.03 Crores for APPDCL Stage-I fixed cost revision and Rs.7.19 Crores reversed due to a stay order by APTEL.

Item-wise scrutiny has been carried out at relevant section infra.

xiv. Captive Generation to be excluded for levy of FPPCA

Commission's decision: This is an objection received from a Consumer in EPDCL. The DISCOM replied that the matter will be examined, and any necessary corrective action will be taken and communicated separately, as it is not relevant to the current filings.

In this connection, it is clarified that the FPPCA is applicable for the consumption of electricity from the licensee only and it can not be levied on the consumption from captive generation.

Having addressed all the questions above, the Commission proposes to scrutinise the filings in subsequent paragraphs.

Scrutiny of Power Purchase Cost Variations for FY 2023-24

8. The following table shows power purchase cost variations against the approved values in the Retail Supply Order for three DISCOMS together.

AP DISCOMs-True up of FPPCA-Claimed Power Purchase Cost-FY 2023-24

S. No.	Generating station/ Stage/Source	Energy (MU)			Fixed + Other (Rs Cr.)			Variable (Rs. Cr)			Total (Rs. Cr)		
		To	Claimed	Variance	To	Claimed	Variance	To	Claimed	Variance	To	Claimed	Variance
1	AP Genco Thermal Total	19,020	20,720	1,699	2,844	2,360	-485	6,452	8,823	2,371	9,297	11,183	1,886
2	AP Genco Hydel (Including Interstate) Total	3,628	1,949	-1,679	643	643	0	-	-	-	643	643	0
3	AP Genco Total	22,649	22,669	20	3,487	3,003	-485	6,452	8,823	2,371	9,940	11,826	1,886
4	CGS Total	11,447	11,750	303	892	1,675	783	3,169	4,354	1,184	4,061	6,028	1,967
5	NCE- Others	352	263	-89	11	7	-4	179	154	-25	190	161	-29
6	NCE Solar	4,432	4,693	261	-	43	43	1,870	2,041	171	1,870	2,084	214
7	NCE WIND	6,678	7,931	1,253	-	-1	-1	3,092	3,413	321	3,092	3,412	320
8	JNNSM PH 1 SOLAR	39	34	-6	-	-0	-0	42	43	1	42	43	1
9	JNNSM PH 2 SOLAR	2,684	2,516	-167	-	2	2	1,178	1,220	42	1,178	1,223	44

S. No.	Generating station/ Stage/Source	Energy (MU)			Fixed + Other (Rs Cr.)			Variable (Rs. Cr)			Total (Rs. Cr)		
		To	Claimed	Variance	To	Claimed	Variance	To	Claimed	Variance	To	Claimed	Variance
10	NCE Total	14,184	15,436	1,252	11	52	41	6,361	6,870	509	6,372	6,922	550
11	APPDCL Stage-I	7,885	6,057	-1,827	1,229	638	-590	2,476	2,212	-264	3,705	2,850	-855
12	APPDCL Stage-II	4,606	3,029	-1,577	829	455	-374	1,446	951	-495	2,275	1,406	-870
13	Godavari Gas Power Plant	544	0	-544	22	14	-8	245	3	-242	267	17	-249
14	TS NPDCL (TSPCC)	-	24	24	-	-	-	-	18	18	-	18	18
15	Joint Sector Total	13,035	9,111	-3,924	2,080	1,107	-973	4,167	3,184	-983	6,247	4,291	-1,956
16	Thermal Powertech Corporation (SEIL P1)	1,712	1,770	58	269	277	8	384	501	117	653	778	125
17	SEIL P 2	4,305	3,728	-577	719	586	-133	934	1,090	156	1,653	1,676	23
18	HNPCL	6,569	5,131	-1,438	944	1,554	610	1,846	1,449	-397	2,790	3,003	213
19	IPPs Total	12,586	10,628	-1,957	1,932	2,417	485	3,163	3,040	-124	5,096	5,457	361
20	Total Dispatch	73,900	69,593	-4,307	8,402	8,253	-149	23,313	26,271	2,958	31,715	34,524	2,809
21	UI CHARGES	-	-119	-119	-	-	-	-	192	192	-	192	192
22	Short term purchases	1,552	11,754	10,202	-	35	35	824	8,917	8,093	824	8,952	8,128
23	Short term Sales	-	-823	-823	-	-	-	-	-465	-465	-	-465	-465
24	Purchase from EPDCL	825	-	-825	-	-	-	357	-	-357	357	-	-357
25	Purchase from SPDCL	34	-	-34	-	-	-	14	-	-14	14	-	-14
26	Sale to EPDCL	-825	-	825	-	-	-	-357	-	357	-357	-	357
27	Sale to SPDCL	-34	-	34	-	-	-	-14	-	14	-14	-	14
28	Swapping power to be returned	-505	-647	-143	-	-	-	-218	-351	-133	-218	-351	-133
29	Total Others	1,047	10,165	9,117	-	35	35	606	8,293	7,687	606	8,328	7,722
30	Transmission Cost	-	-	-	3,397	1,940	-1,457	-	-	-	3,397	1,940	-1,457
31	SLDC Cost	-	-	-	76	76	-0	-	-	-	76	76	-0
32	PGCIL	-	-	-	1,500	1,124	-376	-	398	398	1,500	1,522	22
33	ULDC Cost	-	-	-	3	6	3	-	1	1	3	7	3
34	Total Transmission & ULDC Charges	-	-	-	4,976	3,146	-1,830	-	398	398	4,976	3,544	-1,432
35	Total Cost	74,948	79,758	4,810	13,378	11,434	-1,944	23,919	34,962	11,043	37,297	46,396	9,099
36	Past claims/ refunds, if any, pertaining to previous years and other Adjustments	-	-0	-0	-	3,071	3,071	-	0	0	-	3,071	3,071
37	Grand Total	74,948	79,758	4,810	13,378	14,505	1,127	23,919	34,962	11,043	37,297	49,468	12,170

Energy Availability & Dispatch variations:

At the outset, the DISCOM-wise actual energy dispatch has been reconciled with respect to the energy procurement indicated in the DISCOMS' audited Annual Report. The variations in DISCOM-wise sales, energy dispatch, and losses against

approved quanta in the retail supply tariff order are indicated in the table below.

DISCOMS	Sales (MU)		Energy Dispatch (MU)		Losses (MU)	
	Approved	Actual	Approved	Actual	Approved	Actual
APSPDCL	25,838	28,732	28,555	32,206	9.51%	10.79%
APCPDCL	15,060	15,644	16,847	17,514	10.61%	10.68%
APEPDCL	26,992	27,347	29,546	30,038	8.64%	8.96%
Total	67,890	71,722	74,948	79,758	9.42%	10.08%

While energy availability for FY 2023-24 from overall approved stations stood at 78,282.28 MU as per RST Orders, the actual availability fell short by around 5400 MU, resulting in an aggregate availability of 72,882 MU. The decrease in availability is observed to be 6.9%. Across three DISCOMS, sales have increased by around 5.64%, and total energy dispatch has risen by 6.42%. The increase in energy dispatch is due to the increase in sales & more T&D losses than approved in the Retail Supply order.

The Source-wise actual dispatch against the approved values and the variations for FY 2023-24 are shown in the tables below:

S. No.	Generating station/ Stage/Source	Energy (MU)			Variance (%)
		TO (a)	Actual (b)	Variance (c)= (b-a)	
1	APGENCO THERMAL Total	19,020.47	20,719.69	1,699.22	8.93%
2	APGENCO HYDEL(INCLUDING INTERSTATE)Total	3,628.40	1,948.92	-1,679.48	-46.29%
3	APGENCO Total	22,648.87	22,668.61	19.74	0.09%
4	CGS Approved	11,446.95	9,375.77	-2,071.18	-18.09%
5	CGS Unapproved	-	2,373.91	2,373.91	
6	CGS TOTAL	11,446.95	11,749.68	302.73	2.64%
7	NCE TOTAL	14,184.41	15,436.09	1,251.68	8.82%
8	JOINT SECTOR TOTAL	13,034.58	9,110.73	-3,923.85	-30.10%
9	IPPs TOTAL	12,585.66	10,628.30	-1,957.36	-15.55%
10	UI Charges	-	-119.21	-119.21	
11	Short term purchases	1,551.97	11,753.91	10,201.94	657.35%
12	Short term Sales	-	-822.58	-822.58	

S. No.	Generating station/ Stage/Source	Energy (MU)			Variance (%)
		TO (a)	Actual (b)	Variance (c)= (b-a)	
13	Swapping power to be returned	-504.50	-647.20	-142.70	28.29%
14	TOTAL OTHERS	1,047.47	10,164.93	9,117.46	870.43%
15	Grand Total	74,947.94	79,758.33	4,810.39	6.42%

The table above shows that APGENCO's thermal stations' actual dispatches were 9% higher than the approved figures. This variation is due to the increase in dispatches from Dr.NTTPS and RTPP stations. GENCO Hydel stations witnessed 46% less energy dispatch than the approved figures. Irrigation authorities decide the quantum of water discharge at the Hydel power plants. Due to the lack of water in Krishna Basin, generation did not commence in Srisailem/Nagarjuna Sagar. Hence, there is a deviation in energy dispatch as compared to the actual availability declared by the respective plants. The actual dispatch of energy from the hydel stations during the financial year is only 1,948.92 MU against the approved dispatch of 3,628.4 MU.

Except for NPC (KAIGA- I, II, III, IV) and NLC TPS-I Exp, other approved CG stations dispatched less energy than the approved energy quantum. Overall, the energy dispatch from the approved CG stations is 18.09% lower compared to the approved energy quantum.

Though the Commission has excluded the procurement of power from four CGS Stations, Viz NTPC-Kudgi, NTECL-Vallur, NTPL-Tuticorin & NNTPS-Nyveli, DISCOMs procured power from these plants to meet the higher grid demand. Further, pending approval of the PPA, 20.14 MU from NTPC Telangana STPS-I(1600MW) has been availed w.e.f 01.03.2024 as per the allocation of the Ministry of Power.

The actual energy dispatch from Non-Conventional Energy (NCE) sources is 8.82% higher than the approved level. Since all NCE/Renewable Energy (RE) projects are classified as must-run stations, backing down is not applicable to them.

The actual energy availability of APPDCL Stage-I and APPDCL Stage-II are less than the approved energy availability by 1756.62 MU and 1524.16 MU, respectively. The dispatch from these plants was also reduced by 3403.86 MU

compared to the approved energy dispatch. The variance is due to the lower availability of these plants.

There was no generation from Godavari Gas Power Plant as natural gas was not available until the end of March 2024. However, 1 GT + 1 STG (60MW) of Godavari Gas Power Plant was operated on a trial basis during the last week of March 2024 to check the plant's operation readiness by procuring gas from IGX in view of anticipated peak demand during summer.

The energy availabilities from SEIL P2 and HNPCL were reduced by 450.3 MU and 1116.45 MU, respectively, compared to their approved availabilities. Accordingly, the energy despatches from these plants were also reduced by 577.08 MU and 1438.06 MU respectively. Overall, the actual energy dispatch from IPPs decreased by 15.55% compared to the approved quantum.

A variance of 657% in short-term purchases was observed. APDISCOMs stated that during real-time, the forecasted grid demand varies due to weather conditions, and the forecasted generation varies due to outages or variations in RE generation. To balance the load generation on a real-time basis, APDISCOMs overdraw/underdraw from the grid. Also, when cheaper power is available in power markets, the APDISCOMs procure power through exchanges/e-bidding portals to ensure 24X7 power for all at low prices. Other reasons that led to short-term purchases are lower availability from approved sources, coal shortages, annual overhauls, breakdowns, higher than estimated demand, deficit during peak periods leading to higher market purchase costs, etc. The surplus energy was sold through power exchanges during specific periods.

The Commission found reasonableness in the DISCOMS's submissions regarding the variations in the despatch from the approved sources and the under-generation, particularly from AP Hydel, APPDCL and HNPCL, which led to the purchase of the higher quantum of energy in Markets/ Exchanges.

The Commission also verified their despatch for the year with data available in audited books of accounts, and the details are shown below:

Despatch in (MU)			
Discom	As Per Audited Accounts	Actual Claimed	Variation
APEPDCL	30,038.27	30,038.27	0.00
APSPDCL	32,780.61	32,206.03	-574.58
APCPDCL	17,788.44	17,514.04	-274.40
Total	80,607.32	79,758.34	-848.98

As seen from the above, there are variations in figures between the audited books and the claims for APSPDCL and APCPDCL. The Commission raised a query regarding the discrepancies in the energy dispatch figures presented in the FPPCA petition and those reflected in the audited accounts for FY 2023-24. In response to the Commission's query, the DISCOMs explained that the energy dispatch figures were erroneously reported in the FY 2023-24 audited accounts. The DISCOMs assured the Commission that the error would be rectified while publishing the annual reports. This correction would ensure that the energy dispatch figures accurately reflect the energy dispatched during the financial year. Therefore, the Commission is inclined to approve the despatch variations as filed, except the despatch from unapproved sources of CGS, whose consideration will be discussed at the appropriate place in the following paragraphs. Having approved the despatch variations above, the Commission proposes scrutinising the costs as detailed below.

i. Fixed Cost:

a. AP GENCo Thermal:

APDISCOMs have submitted claims totalling Rs. 2,359.60 Cr. towards the fixed costs of APGENCO thermal plants against the approved fixed cost of Rs. 2,844.10 Cr. The Commission's analysis of claims is shown in the table below.

S.No	Generating Station/ Stage/ Source	Fixed Cost Approved for MYT Order 4th Control Period (Rs Cr)	Approved Fixed Cost as per Tariff Order (Rs Cr)	Cum Availability achieved (%)	Target Availability (%)	Admissible Fixed Cost as per actual availability (Rs Cr)	Fixed Cost claimed (Rs Cr)
		(A)	(B)	(C)	(D)	(E)	(F)
1	Dr. NTPS	731.83	683.07	74.61	80	682.52	682.52
2	Dr. NTPS-IV	288.81	288.49	83.10	80	288.81	288.81
3	Dr. NTPS-V	338.66	584.64	35.94	85	143.19	82.40
4	RTPP Stage-I	274.32	220.53	73.54	80	252.17	252.17

S.No	Generating Station/ Stage/ Source	Fixed Cost Approved for MYT Order 4th Control Period (Rs Cr)	Approved Fixed Cost as per Tariff Order (Rs Cr)	Cum Availability achieved (%)	Target Availability (%)	Admissible Fixed Cost as per actual availability (Rs Cr)	Fixed Cost claimed (Rs Cr)
		(A)	(B)	(C)	(D)	(E)	(F)
5	RTPP Stage-II	269.83	257.98	86.66	80	269.83	269.83
6	RTPP Stage-III	172.00	157.85	77.10	80	165.77	165.77
7	RTPP Stage-IV	737.70	651.85	71.22	85	618.11	618.11
8	APGENCO THERMAL TOTAL	2,813.15	2,844.41			2,420.40	2,359.60

DISCOMs have stated that the increased fixed cost for Dr NTTPS-IV and RTPP-I, II, and III is due to the rise in availability compared to their approved figures in tariff order. In the Retail Supply Tariff Order (RSTO) for FY 2023-24, the Commission approved the energy availability of APGENCO stations based on their actual performance over the last three years and reduced the fixed costs proportionately to the capacity approved. However, due to an increase in actual availability compared to the approved availability in the Retail Supply Tariff Order FY 2023-24, the fixed charges have been admitted corresponding to the actual availability.

Regarding NTTPS-V, the DISCOMs have claimed fixed charges of Rs. 82.40 Cr based on the Fixed Cost approved in RSTO for FY 2023-24, duly considering the cumulative availability achieved by the plant. The Commission has issued the MYT Order for the control period FY 2024 -2029 in OP No. 5 of 2023 dated 28th Oct 2024, where it has approved the Fixed charges of Rs.338.66 Cr for 102 days from 21.12 2023 to 31.03.2024 for Dr NTTPS V. The claim is less than what is approved in the OP no 5 of 2023 for the actual availability. Hence, the differential FC of Rs 60.79 crores may be claimed by the DISCOM in the subsequent FPPCA filing subject to the Generator claim. Accordingly, the Fixed Cost of NTTPS -V is limited to DISCOM's claim, i.e., Rs. 82.40 Cr.

As discussed above, the Commission verified the actual stations' availability with SLDC data and arrived at a proportionate fixed cost of Rs. 2,420.40 Cr for all APGENCO thermal stations. The claim is less than what is computed by the Commission for the reasons mentioned before. Hence, the Commission is inclined to approve the fixed costs as claimed.

b. AP GENCO Hydel Stations:

APDISCOMs have submitted claims totalling Rs.642.99 Cr. towards the fixed costs of APGENCO hydel plants against the approved fixed cost of Rs. 642.98 Cr. The Commission's analysis is shown in the table below.

S. No.	Generating Station/ Stage/ Source	Fixed Cost Approved for MYT Order 4th Control Period (Rs Cr)	Approved Fixed Cost as per Tariff Order (Rs Cr)	Cum Availability achieved (%)	Target Availability (%)	Admissible Fixed Cost as per actual availability (Rs Cr)	Fixed Cost claimed (Rs Cr)
1	Srisailam RCPH	231.64	231.64	100.00	85	231.64	231.64
2	NSRCPH	26.61	26.61	100.00	85	26.61	26.61
3	NSTPDC PH	49.46	49.45	100.00	85	49.46	49.46
4	Upper Sileru	83.34	251.76	97.84	90	83.34	83.34
5	Lower Sileru	159.74		97.84	90	159.74	159.74
6	Donkarayi	8.68		99.33	90	8.68	8.68
7	PABM	13.78	13.78	100.00	85	13.78	13.78
8	Minihydel(Chettipet)	1.88	1.88	99.56	85	1.88	1.88
9	AP GENCO Hydel TOTAL	575.13	575.12			575.13	575.13
10	Machkund AP Share		67.86			67.86	67.86
11	TB Dam AP Share						
12	Interstate Hydel (AP Share)	0.00	67.86			67.86	67.86
13	Grand Total (APGENCO Hydel + Interstate Hydel)	575.13	642.98			642.99	642.99

As seen from the above table, the admissible claim is based on the actual capacity index of the hydel stations computed by the Commission, and the DISCOM's claim is the same. Hence, the claim is admitted as filed.

c. CGS stations whose PPAs are approved by the Commission:

APDISCOMs submitted a claim of Rs. 943.11 Cr. towards fixed costs for approved central generating stations against the approved amount of 892.04 Cr. The Commission analysis is shown in the table below.

S. No	Generating Station/ Stage/ Source	Target Availability (%)	Cum Availability achieved (%)	Approved Fixed Cost as per Tariff Order (Rs Cr)	Fixed Cost claimed (Rs Cr)	Admissible Fixed Cost (Rs Cr)
1	NTPC(SR) Ramagundam I &II	85	87.38	149.01	146.23	146.23
2	NTPC(SR) Simhadri Stage-I	85	91.24	304.77	337.24	337.24
3	NTPC(SR) Simhadri Stage-II	85	92.36	215.16	213.50	213.50

S. No	Generating Station/ Stage/ Source	Target Availability (%)	Cum Availability achieved (%)	Approved Fixed Cost as per Tariff Order (Rs Cr)	Fixed Cost claimed (Rs Cr)	Admissible Fixed Cost (Rs Cr)
4	NTPC(SR) Talcher Stage-II	85	91.98	88.13	103.62	103.62
5	NTPC(SR) Ramagundam III	85	101.03	37.19	41.58	41.58
6	NLC Stage-I	85	49.06	19.74	15.33	15.33
7	NLC Stage-II	85	39.73	42.21	23.40	23.40
11	NLC TPS- I Expn.			1.41	1.41	1.41
12	NLC TPS- II Expn.			2.72	2.13	2.13
13	JNNSM Ph-1 Thermal			31.70	58.66	58.66
16	Total			892.04	943.11	943.11

The Fixed charges have been verified with reference to the availability (Peak & Off Peak) achieved by the respective stations from the SRPC website duly considering the approved fixed charges in the MYT Order of the respective stations issued by the CERC. This also includes the Incentives and excludes the LPS. As seen from the above table, the admissible claim is based on the actual availability of the approved CG stations computed by the Commission, and the DISCOM's claim is the same. Hence, the claim is admitted as filed.

d. Non-conventional Energy Sources:

DISCOMs submitted a claim of Rs. 5.85 Crore towards the fixed costs of NCE stations such as biomass, bagasse, waste-to-energy stations, Mini hydel, etc. After verification, the Commission is satisfied with the claim and approves the fixed costs as claimed.

e. Joint Sector:

APDISCOMs submitted a claim of Rs.1,191.65 Cr towards FC of public sector IPPs, as against an approved amount of Rs.2,079.89 Cr. The Commission's analysis is shown in the table below:

S.No	Generating Station/ Stage/ Source	Target Availability (%)	Cum Availability achieved (%)	Approved Fixed Cost as per MYT Order (Rs Cr)	Approved Fixed Cost as per Tariff Order (Rs Cr)	Admissible Fixed Cost as per actual availability (Rs Cr)	Fixed Cost claimed (Rs Cr)	Difference (Rs Cr)
		(A)	(B)	(C)	(D)	(E)	(F)	(G=F-E)
1	APPDCL Stage-I	85.00	46.63	1,603.01	1,228.87	879.39	722.95	-156.44
2	APPDCL Stage-II	85.00	46.53		829.10	453.86	454.64	0.78
3	Godavari Gas Power Plant				21.92	14.06	14.06	0.00
4	Total				2,079.89	1,347.31	1,191.65	-155.66

The Commission has issued MYT Order for APPDCL-Stage-I in O.P No. 53 of 2019 dated 11th Jan 2024 with regard to the tariff for APPDCL Stage-I for the control period FY 2019-24 and approved the fixed charges for FY 2023-24 as Rs.1603.01 Cr. However, Discoms has claimed the approved fixed charges as per the RSTO FY 2023-24 order till December 2023, and the remaining period is based on the MYT Order of APPDCL Stage-I as per the OP NO. 53 of 2019. In this regard, the DISCOM has stated that APPDCL did not claim the differential FC in view of OP No 53 of 2019 when the DISCOMs filed this true-up of FPPCA. Hence, the fixed cost is limited to the DISCOMs' claim of Rs.722.95 Cr. However, the DISCOMs can claim the additional fixed costs for FY 2023-24 that are payable to APPDCL in the subsequent FPPCA filings once the APPDCL is paid.

The FC of APPDCL Stage-II for Rs.453.86 Cr is allowed based on the cumulative availability achieved by the plant against the Discom claim of Rs.454.64 Cr. Accordingly, Rs.0.78 Cr is disallowed.

DISCOMs stated that there was no generation from the Godavari Gas Power Plant as natural gas was unavailable until the end of March 2024. However, 1 GT + 1 STG (60MW) of Godavari Gas Power Plant was operated on a trial basis during the last week of March 2024 to check the plant's operation readiness by procuring gas from IGX in view of anticipated peak demand during summer. As discussed above, the Commission admitted the costs as filed.

f. IPP's:

APDISCOMs have claimed Rs.1,621.62 Cr. towards other private IPPs' fixed costs against the approved amount of Rs.1,932.34 Cr. The Commission's analysis is shown in the table below.

S. No.	Generating Station/ Stage/ Source	Target Availability (%)	Cum Availability achieved (%)	Approved Fixed Cost as per MYT Order (Rs Cr)	Approved Fixed Cost as per Tariff Order (Rs Cr)	Admissible Fixed Cost as per actual availability (Rs Cr)	Fixed Cost claimed (Rs Cr)	Difference (Rs Cr)
		(A)	(B)	(C)	(D)	(E)	(F)	(G=F-E)
1	Thermal Powertech Corporation (SEIL P1)	85.00	89.98		269.46	269.46	268.76	-0.70
	SEIL P 2 (500 MW)	90.00	68.55		575.10	438.02	439.21	1.19
2	SEIL P 2 (125 MW)	90.00	96.32		143.78	143.78	137.38	-6.39
3	HNPCL	85.00	63.33	1,042.99	944.00	777.09	776.26	-0.83
4	Total				1,932.34	1,628.34	1,621.62	-6.73

Regarding Thermal Powertech Corporation India, based on availability, the actual FC arrived at Rs.269.46 Cr. However, the DISCOMs have claimed Rs.268.76 Cr lower than the approved amount, and hence, the fixed cost is limited to the Discom Claim of Rs.268.76 Cr.

The DISCOM claimed the Fixed cost of SEIL P2 500 MW & 125 MW (Open Capacity) is Rs. 439.21 Cr and Rs. 137.85 Cr, respectively. For Sembcorp stations, APDISCOMs have stated that actual fixed cost has been computed in terms of Article 21 and Article 22 of PSA, respectively, for the Firm Capacity of 500 MW (350MW + 150 MW) and in terms of Article 18.4 of PSA for the Open Capacity of 125 MW, wherein the variation of WPI index has been taken into consideration. The claim is less than what is computed by the Commission. Hence, the Commission is inclined to approve the claim as filed.

In the RSTO FY 2023-24, the Commission has finalised the energy availability of HNPCL based on its actual performance for the last three years. Accordingly, the fixed costs have been reduced proportionately to the capacity approved in the order. The claimed fixed charges are less than those computed by the Commission based on the cumulative availability of the

HNPCL. Hence, the fixed cost is limited to the Discom claims for Rs.776.26 Cr.

Based on the discussion above, the costs as claimed are admitted.

ii. Variable Cost:

a. AP GENCO Thermal:

APDISCOMs submitted variable cost claims of Rs. 8,823.19 Cr for APGENCO thermal stations against Rs.6,452.12 Cr approved variable cost. The actual per-unit variable cost is 26% more than the approved per-unit VC. APDISCOMs stated that the increase in variable cost was due to an increase in coal's fuel cost. The Commission's analysis is shown in the table below..

S. No	Generating Station/ Stage/ Source	Variable Cost (Rs Crs)		Variable Cost (Rs/kWh)		%Variance	VC (As Per OP No. 60 of 2023) (Rs./kWh)	Admissible VC (Rs Cr)
		Approved	Actual Claim	Approved	Actual Claim			
1	Dr. NTPPS-I	767.08	1,025.59	3.34	4.31	29%	4.02	957.17
2	Dr. NTPPS-II	767.08	1,025.59	3.34	4.31	29%	4.02	957.17
3	Dr. NTPPS-III	767.08	1,025.59	3.34	4.31	29%	4.02	957.17
4	Dr. NTPPS-IV	1,019.97	1,267.27	3.15	4.01	27%	3.76	1,188.74
5	Dr. NTPPS-V	1,000.38	402.03	3.08	4.11	34%		419.02
6	RTPP Stage-I	535.29	1,036.56	3.86	4.42	14%	4.47	1,036.56
7	RTPP Stage-II	502.85	1,158.08	3.86	4.41	14%	4.47	1,158.08
8	RTPP Stage-III	209.17	521.31	3.86	4.40	14%	4.47	521.31
9	RTPP Stage-IV	883.21	1,361.18	3.66	4.15	13%	4.16	1,361.18
10	APGENCO THERMAL TOTAL	6,452.12	8,823.19	3.39	4.26	26%		8,556.39

As per OP No. 60 of 2023 dated 27.03.2024, the Commission has revised the base price of AP Genco stations (except NTPPS-V) from 01.04.2023 for FY 2023-24. Accordingly, the Commission approved the VC in this order to a level equivalent to the base price with a 15% ceiling as per its orders. With respect to NTPPS -V, the variable charges claimed of Rs. 402.03 Cr include an infirm power bill of Rs. 200.66 Cr (for 323.475 MU). The Variable cost for the remaining energy of 653.78 MU (i.e., 977.26 MU-323.475MU) has been considered based on the approved VC of Rs.3.34/kWh in accordance with the OP No. 5 of 2023 dated 28-10-2024 which amounts to Rs. 218.36 Cr. Accordingly, the Commission approves the variable cost for NTPPS-V to the tune of Rs. 419.02 Cr against the claim of Rs. 402.03 Cr.

Accordingly, a total amount of Rs. 283.80 has been disallowed from the claim.

b. CGS stations whose PPAs are approved by the Commission:

APDISCOMs submitted variable cost claims of Rs.3,383.86 Cr against an approved amount of Rs. 3,166.96 Cr of CGS-approved stations. The actual per-unit VC is 30% higher than the approved per-unit VC. The Commission's analysis of the claims is shown in the table below.

S.No	Generating Station/ Stage/ Source	Variable Cost (Rs Cr)		Variable Cost (Rs/kWh)		%Variance	Admissible VC (Rs Cr)
		Approved	Actual Claim	Approved	Actual Claim		
1	NTPC(SR) Ramagundam I &II	674.16	652.24	2.83	3.72	32%	652.24
2	NTPC(SR) Simhadri Stage-I	1,029.20	1,243.03	2.99	4.14	39%	1,243.03
3	NTPC(SR) Simhadri Stage-II	442.18	513.62	2.75	4.04	47%	513.62
4	NTPC(SR) Talcher Stage-II	227.31	225.39	1.75	1.76	1%	225.39
5	NTPC(SR) Ramagundam III	148.46	187.59	2.78	3.68	32%	187.59
6	NLC Stage-I	99.69	57.54	2.75	3.21	17%	57.54
7	NLC Stage-II	162.06	85.35	2.56	3.21	25%	85.35
8	NPC(MAPS)	20.91	12.38	4.61	2.84	-38%	12.38
9	NPC(KAIGA unit I,II,III,IV)	267.50	309.38	3.29	3.78	15%	309.38
10	KKNPP Unit-I	4.90	4.76	4.41	4.30	-3%	4.76
11	NLC TPS- I Expn.	3.59	4.34	2.45	2.85	16%	4.34
12	NLC TPS- II Expn.	3.09	3.01	2.62	3.04	16%	3.01
13	JNNSM Ph-1 Thermal	83.91	100.63	2.88	4.50	56%	100.63
14	SCED	0.00	-15.40				-15.40
15	Total	3,166.96	3,383.86	2.77	3.61	30%	3,383.86

The Commission examined the monthly variable cost calculations submitted by DISCOMs and noticed significant variations in per-ton coal costs across different months. The details of actual coal costs incurred and the resultant VC for certain months are shown below.

CGS	Actual Coal Cost (Rs/MT)		Approved VC as per RSTO for FY 23-24 (Rs/kWh)	Actual VC (Rs/kWh)	
	Min	Max		Min	Max
NTPC(SR) Ramagundam I &II	4,530.31	5,435.03	2.83	3.38	4.19
NTPC(SR) Simhadri Stage-I	3,919.89	6,316.89	2.99	3.14	4.96
NTPC(SR) Simhadri Stage-II	3,918.60	6,349.04	2.75	3.12	4.91
NTPC(SR) Ramagundam III	4,530.31	5,435.03	2.78	3.33	4.14

The variation in coal costs is attributed to blended coal, necessitated by the country's inadequate coal supply and soaring electricity demand. To address this, the Ministry of Power (MOP) issued directives on 9th Jan 2023, allowing

generating stations to import coal for blending up to 6% (By weight) from September 2023. Further, the domestic coal supply of those Gencos who do not follow these instructions shall be restricted to a Pro-Rata basis. The central, state Gencos and IPPs were directed to take necessary action and plan to import coal through a transparent competitive procurement for blending at 6% by weight to have coal stocks at their power plants for smooth operation till Sept 2023.

In continuation of the above, MoP has issued another direction dated 1st Sept 2023 to continue using imported coal for blending purposes by modifying the mandatory blending to 4% (by weight) for the remaining FY2023-24 period. Following the MOP directions, the CGS plants blended the imported coal during FY 2023-24, which led to an additional increase in VC. Other parameters, such as variations in SHR, Aux consumption, and secondary oil consumption, also led to a minor rise in VC.

Considering the above reasons and compulsions to meet the growing grid demand, the Commission is inclined to accept the claims as filed for CGS stations that have the Commission's approval.

c. Non- Conventional Energy Sources:

APDISCOMs claimed Rs. 6,870.25 Cr as variable cost for non-conventional energy sources against the approved amount of Rs. 6,361.16 Cr. The Commission's analysis of the claims is shown in the table below.

S. No.	Generating Station/ Stage/ Source	Variable Cost (Rs Cr)		Variable Cost (Rs/kWh)		% Variance	Admissible VC (Rs Cr)
		Approved	Actual Claim	Approved	Actual Claim		
1	NCE- Others	178.96	153.79	5.08	5.85	15%	153.79
2	NCE Solar	1,870.11	2,040.67	4.22	4.35	3%	2,040.67
3	NCE WIND	3,091.80	3,412.74	4.63	4.30	-7%	3,412.74
4	JNNSM PH 1 SOLAR	42.18	42.70	10.76	12.70	18%	42.70
5	JNNSM PH 2 SOLAR	1,178.12	1,220.35	4.39	4.85	10%	1,220.35
6	Total	6,361.16	6,870.25	4.48	4.45	-1%	6,870.25

APDISCOMs stated that all NCE/RE projects are must-run Stations, and hence, there is no backing down applicable, and whatever they generate is being consumed. Upon verifying the costs each PPA-wise, the claims were found to be correct. However, there were variations in PPA rates due to

Excess panel energy, differential pooled cost, difference due to reactive energy, and energy exceeding the max CUF. Hence, the Commission is inclined to approve the claims as filed.

d. Joint Sector:

APDISCOMs claimed Rs. 3,183.94 Cr of variable costs for Joint sector stations. The Commission's analysis is shown in the table below.

S.No	Generating Station/ Stage/ Source	Variable Cost (Rs Cr)		Variable Cost (Rs/kWh)		% Variance	Admissible VC (Rs Cr)
		Approved	Actual Claim	Approved	Actual Claim		
1	APPDCL Stage-I	2,475.74	2,211.55	3.14	3.65	16%	2,211.55
2	APPDCL Stage-II	1,446.30	951.22	3.14	3.14	0%	951.22
3	Godavari Gas Power Plant	244.80	3.25	4.50	92.50	1,956%	3.25
4	TS NPDCL (TSPCC)	0.00	17.91		7.57		17.91
5	Total	4,166.84	3,183.94	3.20	3.49	9%	3,183.94

As regards the APPDCL Stage -I, the Commission's Order OP No. 53 of 2019 dated 11th Jan 2024 has determined the tariff for the control period FY 2019-2024 has approved the base price of domestic coal and imported coal at 10%, 20% and 30% of blending ratios as well. Accordingly, the Commission is inclined to approve the variable cost as claimed by the DISCOMs for APPDCL Stage-I.

The actual per-unit variable cost for SDSTPS (APPDCL) Stage II matches the approved cost, and the Commission approves the same as claimed by the DISCOMs.

The Godavari Gas Power Plant(1 GT + 1 STG) (60MW) was operated on a trial basis during the last week of March 2024 to check its operation readiness. Gas was procured from IGX in view of anticipated peak demand during summer. The actual per unit variable cost exceeded the approved per unit variable cost primarily due to limited generation and running on a trial basis.

The bill for Rs.17.91 Crores pertaining to energy received from TSNPDCL for supply to certain areas (merged Mandals) in APEPDCL is allowed by the Commission.

e. IPP's:

APDISCOMs claimed Rs.3,039.67 Cr of variable costs for other private IPP stations. The Commission's analysis is shown in the table below:

S.No	Generating Station/ Stage/ Source	Variable Cost (Rs Cr)		Variable Cost (Rs/kWh)		% Variance	Admissible VC (Rs Cr)
		Approved	Actual Claim	Approved	Actual Claim		
1	Thermal Powertech Corporation (SEIL P1)	383.52	500.60	2.24	2.83	26%	500.60
2	SEIL P 2	934.12	1,089.89	2.17	2.92	35%	1,030.97
3	HNPCL	1,845.84	1,449.18	2.81	2.82	1%	1,449.18
4	Total	3,163.48	3,039.67	2.51	2.86	14%	2,980.75

SEIL P1, SEIL P2 and HNPCL station's actual per-unit variable costs are 26%, 35% and 1% higher than the approved per-unit values.

SEIL P1 claimed an actual Variable cost of Rs. 500.60 Crs, which includes Evacuation facility charges on coal for the New Period of Rs. 12.29 Cr as per CERC order No. 16/MP/2021 dated 9th Jan 2023 and a change in law of Rs.53.44 Cr as per CERC order 217/MP/2016 dated 21st Aug 2020. Considering the above, the Commission is inclined to approve SEIL P1's claimed variable cost.

The 625 MW SEIL P2 power procurement contract comprises 500 MW firm capacity and 125 MW open capacity. Under 500 MW firm capacity, the Commission did not permit using imported coal for 150 MW during FY 2023-24. The energy dispatched for this 150 MW capacity was 227.34 MU, with a claimed variable cost of Rs. 150.76 Cr (Rs. 6.63/kWh). Hence, for the 150 MW firm capacity, a single-part tariff equivalent to the wt. Avg power purchase cost of 350 MW is considered, i.e., Rs. 4.04/kWh (FC: Rs.1.73/kWh & VC: Rs. 2.31/kWh). Hence, the Commission approved the variable cost of Rs. 1,030.97 Cr against the claim of Rs. 1,089.89 Cr and disallowed Rs. 58.92 Cr.

The DISCOMs have claimed a variable cost (VC) of Rs. 1,449.18 Cr, which includes the cost of using imported coal by HNPCL during FY 2023-24. However, the Commission has only approved using imported coal for April 2023 and March 2024, as per letters dated 13.04.2023 and 15.03.2024, respectively. The VC for imported coal not permitted by the Commission will be discussed separately under other claims heads as filed by the DISCOMs. The Commission is inclined to approve Rs. 1,449.18 Cr, which breaks down

into VC due to Domestic coal: Rs. 1,348.19 Cr and VC due to imported coal permitted for 2 months: Rs. 100.99 Cr.

In view of the above, the Commission approves the total variable cost for IPPs as Rs. 2,980.75 Cr against the claim of Rs. 3,039.67, with a disallowance of Rs. 58.92 Cr.

f. CGS Stations whose PPAs don't have the approval of the Commission:

APDISCOMs have submitted claims for the unapproved CGS stations for FY2023-24. The details are provided below.

S. No.	Generating Station/ Stage/ Source	Energy (MU)	Fixed Cost (Rs Cr)	Variable Cost (Rs Cr)	Total Cost (Rs Cr)
1	NTPC Kudgi Stage-I	954.74	241.84	490.23	732.07
2	NTPC-TELANGANA-STPS STAGE-1	20.14	3.78	7.56	11.34
3	NTECL Valluru	387.42	74.23	149.73	223.95
4	NTPL (NLC Tamil Nadu)	644.88	107.77	227.47	335.25
5	NLC NNTPS	366.73	65.90	94.94	160.85
6	Total	2,373.91	493.52	969.93	1,463.45

In the retail supply tariff order for FY 2023-24, the Commission has not approved procurement from the first four CGS Stations in the table because the per unit cost of procurement from these projects is higher than Rs.6.30/Unit, considering the average power procurement cost from exchanges on RTC basis. Further, the Commission has given the liberty to the DISCOMs to approach the Commission for procurement of the power from the said four stations on a short-term basis with substantiation that the power procurement from them would be beneficial to the DISCOMs in all respects if there is a dire need and in case of any slippage of generation from the approved sources. However, the DISCOMs didn't approach the Commission during the year to procure the power from unapproved stations.

It is also noted that APDISCOMs and NTPC have approached APTEL regarding the issue, and the cases are pending.

While so, the DISCOMs have continued energy procurement from these CGS stations to meet the base load requirement. The DISCOMs claimed the FC & VC of these unapproved stations in the FPPCA claims for FY 2023-24. In light of the foregoing, since the energy is absorbed to meet the load

requirement, keeping open the Commission's option to initiate action on DISCOMS for non-compliance with the Commission's direction, it is inclined to consider the energy equivalent to the energy received from unapproved stations at the weighted average power purchase cost of both fixed and variable costs from all other sources including market purchases. Accordingly, the Commission approved an amount of Rs.1,415.63 Cr against the claim of Rs. 1463.45 Cr and disallowed the amount of Rs. 47.82 Cr.

iii. Transmission Charges:

The breakup of Transmission charges as per the filings is shown in the table below:

S. No.	Details	TO (Rs Cr)	Claims (Rs Cr)	Variation
1	TRANSMISSION COST	3,396.83	1,939.59	-1,457.24
2	SLDC COST	75.97	75.84	-0.13
3	PGCIL	1,500.00	1,521.84	21.84
4	ULDC COST	3.17	6.62	3.45
5	Total	4,975.97	3,543.89	-1,432.08

The Discussion on each item of the Transmission charges is detailed in the following paragraphs.

a) STU & SLDC Charges

APDISCOMs have submitted claims for State Transmission Utility (STU) charges and State Load Despatch Centre (SLDC) charges amounting to Rs. 1,939.59 Cr. and Rs. 75.97 Cr, respectively for FY 2023-24. APDISCOMs included a provisional true down of Rs 1,132.31 in the FPPCA claim. AP Transco has already filed a petition for True down pertaining to the 4th CP in OP No. 72 of 2024 for 1059.75 Cr. This is at variance with the claim under FPPCA. It is gathered that an amount of Rs 1,132.32 Crs has already been taken into the books of accounts of AP DISCOMs in FY 2023-24.

Further, this Commission in the Retail Supply Tariff Order for FY 2024-25 (first year of 5th CP) has adjusted Rs.510 Cr. as provisional true down from AP Transco for 4th CP, against the approved ARR of each DISCOM. Given this, pending the finalisation of OP on AP Transco true down for the 4th control period, this Commission is inclined to consider Rs.622.32 Crs. (Rs.1,132.32 Crs - Rs 510 Cr already considered in RSTO-2025) as AP

Transco True down for FY 2023-24 in the present FPPCA workings. The deviation, if any, in the admissible True Down as per order in OP No 72 of 2024 to be issued and presently considered shall be adjusted in the subsequent retail supply ARR workings of DISCOMs.

b) PGCIL Charges

APDISCOMs have submitted claims against PGCIL charges amounting to Rs. 1,521.84 Cr. against the approved amount of Rs. 1,500.00 Cr. After a thorough examination of bills/invoices, it is observed that the actual PGCIL charges are Rs 1523.83 crores. This includes an amount of Rs. 7.19 Cr STOA rebate vide CTU Bill No. MI0636010092 dated 03 Apr 2023, which was already factored in the PGCIL charges of FY 2022-23 for March 2023 and again factored in FY 2023-24, so the same is considered in FY2023-24.

Further, it is also observed that DISCOMs submitted an invoice of Rs.2.24 Cr vide CTU Bill No. MI11360601240119, dated 29th April 2024, as the fifth bill towards surcharge for Jan '24 to Mar'24 falls beyond the period of consideration, i.e. 1st April 2023 to 31st March 2024. The said amount is not considered for the calculation of final PGCIL charges. DISCOMs are suggested to claim the same in FY 2024-25.

After examining and accounting for the observations noted above, the Commission approves Rs.1,523.83 Cr for PGCIL charges against the claim of Rs.1,521.84 Cr.

c) ULDC Charges:

APDISCOMs have submitted claims against ULDC charges amounting to Rs. 6.62 Cr against the approved amount of Rs. 3.17 Cr. The increase in ULDC charges is due to a deferred tax liability of Rs. 1.69 Cr, approved by the CERC. Given the above, the Commission is inclined to approve Rs. 6.62 Cr towards ULDC charges.

iv. UI Charges:

Regarding the admissibility of the UI charges already discussed supra. The Commission examined the Month-wise UI energy drawl in FY 2023-24 as shown in the table below:

S. No.	Month	Total Dispatch (MU)	Energy Over Drawn / (Under Drawn) (MU)	% of UI in Total Dispatch	UI Cost (Rs. Cr)	Unit Rate (Rs. /kWh)
1	April	6,793.79	-6.68	-0.10%	10.92	-16.34
2	May	6,877.87	16.69	0.24%	37.67	22.58
3	June	7,149.98	-4.06	-0.06%	23.23	-57.25
4	July	6,763.31	-12.66	-0.19%	12.77	-10.09
5	August	7,198.18	34.12	0.47%	68.99	20.22
6	September	6,682.98	-54.17	-0.81%	-15.68	2.89
7	October	7,110.59	9.21	0.13%	34.31	37.25
8	November	6,200.32	-19.99	-0.32%	-1.18	0.59
9	December	5,511.06	-7.96	-0.14%	11.20	-14.07
10	January	6,323.39	-22.59	-0.36%	5.11	-2.26
11	February	6,363.48	-23.59	-0.37%	8.52	-3.61
12	March	6,783.39	-27.52	-0.41%	-4.18	1.52
13	Total	79,758.33	-119.21	-0.15%	191.67	-16.08

It has been observed that in FY 2023-24, there is a net UI/DSM under drawl of 119.21 MU. The details of UI over drawl and Under drawl and its associated cost are detailed in the table below:

Particulars	Over Drawl	Under Drawl	Net
Energy (MU)	115.81	-235.03	-119.21
Charges (Rs. Cr)	226.02	-34.35	191.67
Per Unit Cost (Rs./kwh)	19.52	1.46	

The month-wise admissible over drawal is capped at the per-unit short-term market purchase rate for the respective month. Accordingly, the amount admitted for over-drawl by the Commission is as shown in the table below:

Month	Over Drawl (MU)	Cost (Rs. Cr)	Over Drawl PU Cost (Rs./kWh)	Power Exchange & Short-term Wt. Avg Cost (Rs./kWh)	Admissible Over Drawl UI Charges (Rs. Cr)
Apr-23	8.78	13.76	15.67	8.80	7.73
May-23	21.70	37.67	17.36	7.15	15.51
Jun-23	5.66	23.23	41.03	6.73	3.81
Jul-23	10.25	14.57	14.21	6.12	6.27
Aug-23	40.00	69.75	17.44	7.37	29.49
Sep-23	-	-		8.57	0.00
Oct-23	23.27	36.53	15.70	8.32	19.35
Nov-23	-	1.94		5.88	1.94
Dec-23	-	11.20		6.99	11.20

Month	Over Drawl (MU)	Cost (Rs. Cr)	Over Drawl PU Cost (Rs./kWh)	Power Exchange & Short-term Wt. Avg Cost (Rs./kWh)	Admissible Over Drawl UI Charges (Rs. Cr)
Jan-24	-	6.46		7.86	6.46
Feb-24	6.15	9.54	15.53	7.34	4.51
Mar-24	-	1.37		8.61	1.37
Total	115.80	226.00	19.52	7.68	107.64

Hence, the Commission approves the UI charges (Over Drawl + Under Drawl) of Rs. 73.29 Cr (Rs. 107.64 + Rs. -34.35 Cr) against the claim of Rs. 191.67 Cr and disallows Rs. 119.10 Cr.

v. Short Term Market Transactions:

APDISCOMs have claimed short-term market transactions for FY2023-24, as shown below:

S. No.	Details	Energy (MU)	Variable Cost (Rs Cr)	Fixed Cost (Rs Cr)	Total (Rs Cr)
1	Short-term market purchases	11,753.91	8,917.26	35.02	8,952.28
2	Short-term market sales	-822.58	-465.08	-	-465.08

The short-term purchases claimed by APDISCOMs are Rs.8,952.28 Cr. for the purchase of 11,753.91 MUs. The DISCOMs have also undertaken short-term sales to the extent of 822.58 MU and realised an amount of Rs.465.08 Cr.

a. Short-Term Market Transactions:

Regarding APDISCOM's filings, the Commission has examined the purchases, approvals, and justification reports submitted regularly.

The CERC initially capped the maximum ceiling rate for energy transactions on exchanges (including DAM, RTM, and TAM platforms) at Rs. 20/kWh. This rate was subsequently reduced to Rs. 12/kWh as per the CERC's letter dated April 29, 2022, and further capped at Rs. 10/kWh in March 2023.

S. No	Month	DAM		TAM		RTM		Total	
		Energy (MU)	Wt. Avg. unit Rate (Rs/kWh)	Energy (MU)	Wt. Avg. unit Rate (Rs/kWh)	Energy (MU)	Wt. Avg. unit Rate (Rs/kWh)	Energy (MU)	Wt. Avg. unit Rate (Rs/kWh)
1	Apr-23	132.20	7.00	398.27	8.32	86.42	6.10	616.89	7.99
2	May-23	257.20	6.70	172.12	8.39	158.72	6.21	588.04	6.97
3	Jun-23	321.73	6.34	44.06	8.45	158.80	5.76	524.59	6.60
4	Jul-23	153.33	5.96	0.45	10.04	175.78	5.19	329.55	5.98
5	Aug-23	464.71	7.06	590.43	7.24	251.90	6.86	1,307.04	7.36
6	Sep-23	344.90	6.61	612.80	9.04	36.07	7.25	993.77	8.39
7	Oct-23	410.05	7.67	467.58	8.95	144.14	7.57	1,021.77	8.51
8	Nov-23	506.52	4.46	11.27	8.84	194.82	4.65	712.61	4.85
9	Dec-23	289.95	6.39	0.80	9.26	115.77	6.10	406.52	6.58
10	Jan-24	439.87	7.60	-	-	73.62	8.15	513.49	7.94
11	Feb-24	146.16	5.96	-	-	122.09	5.29	268.25	5.92
12	Mar-24	74.48	4.30	-	-	76.74	4.14	151.22	4.48
Total		3,541.10	6.48	2,297.77	8.37	1,594.87	6.02	7,433.75	7.21

The peak and off-peak hourly price data are collated to analyse the market purchases further to meet the shortfall. The details of peak and off-peak-hour transactions with weighted average rate excluding the STU charges are shown below.

Delivery Month	Morning Peak (6-10 Hrs)		Evening Peak (18-24 Hrs)		Morning off-peak (0-6 Hrs)		Evening off-peak (10-18 Hrs)		TOTAL	
	Energy Procured (MU)	Wt. Avg rate (Rs./KWh)	Energy Procured (MU)	Wt. Avg rate (Rs./KWh)	Energy Procured (MU)	Wt. Avg rate (Rs./KWh)	Energy Procured (MU)	Wt. Avg rate (Rs./KWh)	Energy Procured (MU)	Wt. Avg rate (Rs./KWh)
Apr-23	99.31	7.37	167.15	8.01	162.17	8.24	187.23	7.15	615.86	7.70
May-23	33.13	5.40	253.25	7.99	132.93	6.75	169.65	5.07	588.96	6.72
Jun-23	41.43	4.35	178.44	8.55	127.04	6.22	178.68	4.72	525.59	6.35
Jul-23	68.96	4.35	122.05	7.90	109.78	4.48	29.89	3.94	330.68	5.67
Aug-23	307.54	7.24	299.27	7.99	290.22	7.01	409.92	6.50	1,306.95	7.13
Sep-23	308.22	8.52	294.28	8.82	196.35	7.79	194.25	7.29	993.10	8.22
Oct-23	204.74	8.39	247.86	8.82	211.08	8.62	356.72	7.69	1,020.40	8.30
Nov-23	159.59	4.12	177.84	5.52	155.83	3.72	219.25	4.98	712.50	4.65
Dec-23	138.67	6.94	102.40	6.43	46.25	3.35	119.18	6.56	406.50	6.29
Jan-24	205.11	8.35	60.14	7.88	45.21	5.02	203.01	7.42	513.47	7.63
Feb-24	94.12	7.42	23.31	6.23	14.33	3.58	136.43	4.42	268.19	5.59
Mar-24	20.49	5.12	12.06	5.32	7.86	4.32	110.60	3.95	151.01	4.24
TOTALS	1,681.31	7.20	1,938.04	7.92	1,499.04	6.63	2,314.81	6.22	7,433.20	6.97

The following are month-wise short-term purchases through exchanges on DAM, TAM & RTM platforms by APDISCOMs.

S.No	Month	Energy (MU)	Energy Charges (Rs Crs)	Wt. Avg rate (Rs/kWh)
1	April-23	616.89	492.65	7.99
2	May-23	588.04	409.79	6.97
3	June-23	524.59	346.37	6.60
4	July-23	329.55	197.10	5.98
5	August-23	1,307.04	962.58	7.36
6	September-23	993.77	833.89	8.39
7	October-23	1,021.77	869.27	8.51
8	November-23	712.61	345.40	4.85
9	December-23	406.52	267.31	6.58
10	January-24	513.49	407.52	7.94
11	February-24	268.25	158.69	5.92
12	March-24	151.22	67.69	4.48
13	Total	7,433.75	5,358.26	7.21

Similarly, the month-wise details of the purchases made through the DEEP portal are as follows.

S.No	Month	Energy (MU)	Energy Charges (Rs Crs)	Wt. Avg rate (Rs/kWh)
1	April-23	445.04	442.09	9.93
2	May-23	24.06	27.57	11.46
3	June-23	-	6.81	-
4	July-23	-	4.42	-
5	August-23	-	1.10	-
6	September-23	285.22	261.98	9.19
7	October-23	554.72	441.65	7.96
8	November-23	438.81	331.82	7.56
9	December-23	329.87	247.62	7.51
10	January-24	313.77	242.46	7.73
11	February-24	670.72	530.72	7.91
12	March-24	1,153.96	1,055.57	9.15
13	Total	4,216.17	3,593.80	8.49

APDISCOMs erroneously claimed 11,753.91MU for short-term purchases in the FPPCA Petition, whereas the actual short-term purchases carried out by DISCOMs are 11,648.97, as per the additional information submitted. The difference of 104.40 MU is considered inadvertent energy without any financial implications since the energy dispatch across all the DISCOMs is confirmed.

In compliance with Regulation 1 of 2022 issued by APERC regarding short-term power procurement by APDISCOMs, they carried out energy transactions (purchase, sale, and swap) in FY 2023-24 to meet the load generation balance and mitigate the AP state Grid constraints on a real-time basis.

Due to various factors, the APDISCOMs have faced significant challenges in meeting the rising power demand. Climatic changes, including late and improper monsoons and the El Niño effect, have affected hydel power generation and increased domestic AC loads due to high humidity conditions. Heavy rains in Northern India have reduced coal quality and impacted thermal power generation, while decreased wind power availability during the peak windy season has also led to more real-time power procurement.

Furthermore, the need for uninterrupted power ahead of the general elections has necessitated high-cost power purchases. Many states are pre-procuring power, leading to high prices and limited availability, especially during peak hours. This situation has increased the rates in power exchanges and prompted APDISCOMs to revamp gas stations for higher-cost flexible power generation.

APDISCOMs have procured short-term power through DEEP tenders and power swap/bank transactions after obtaining prior approval from the APERC.

APDISCOMs have procured a deficit power of 4,216.17 MU @ Rs.8.49/kWh through DEEP tenders.

All the DEEP e-bidding portal purchases have the Commission's approval/ratification. The DISCOMs inform the Commission about the purchases in DAM every day. The DISCOMS have submitted monthly reports justifying all short-term purchases. Hence, after carefully examining all facts relating to the short-term market purchases and rejecting all objections in this regard, the Commission is inclined to approve the market purchases as filed.

b. Short-Term Power Sales:

APDISCOMs have submitted revenue adjustment for short-term sales of Rs.464 Cr. for the sale of 822.13 MU during FY 2023-24. The details of the claims are provided below.

S.No	Month	Energy (MU)	Energy Charges (Rs Cr)	Wt. Avg rate (Rs/kWh)
1	April	36.54	22.45	6.14
2	May	36.36	18.30	5.03
3	June	49.88	26.19	5.25
4	July	95.72	36.44	3.81
5	August	53.60	40.52	7.56
6	September	214.12	133.46	6.23
7	October	53.92	40.33	7.48
8	November	2.38	1.21	5.08
9	December	34.06	15.51	4.55
10	January	75.47	48.23	6.39
11	February	63.07	32.46	5.15
12	March	107.02	49.39	4.62
13	Total	822.13	464.48	5.65

The surplus energy sold through energy exchanges in different segments is shown below.

S.No.	Details	Energy (MU)	Energy Charges (Rs Cr)	Wt. Avg rate (Rs/kWh)
1	DAM	60.47	29.21	4.83
2	G-DAM	224.09	113.07	5.05
3	TAM	4.20	1.69	4.04
4	RTM	533.37	320.51	6.01
5	Total	822.13	464.48	5.65

As the revenue from the sale of surplus power is set off against the power purchase costs, the Commission is inclined to approve the revenue as filed.

vi. Swapping:

APDISCOMs have submitted claims for swapping amounting to Rs. -351.33 Cr against the swapped energy of -647.20 MU for FY 2023-24. However, after verification, it was found that the DISCOMs did not consider the margin power to be 5%, which amounts to a net energy of -671.43 MU.

APDISCOMs have submitted power swapping/banking offers received and apprised the Commission of further orders on entering into banking arrangements.

Trader name	FY 2023-24 in MU											
	Jun'23	Jul'23	Aug'23	Sep'23	Oct'23	Nov'23	Dec'23	Jan'24	Feb'24	Mar'24	Total	
APPCPL	-9.198	-27.59	-27.59	-27.59	-	-	-	-	-	-	-	-91.98
SAPL	-	-203.41	-199.2 2	-	-	-	-	-	-	-	-	-402.64
NVVNL	-35.7	-89.28	-7.75	-56.16	-	-	-	-	-	-	-	-188.90
SAPL-FB	-	-161.7	-	-	-	-	-	57.29	53.59	55.7	-	4.88
OTC	-	-	-	-	-	-	-	-	-	7.20	-	7.20
Total	-44.90	-481.99	-234.56	-83.76	0.00	0.00	0.00	57.29	53.59	62.90	-	-671.43

After verifying the information on swapping arrangements shared by APDISCOMs, it is observed that the net energy is -671.43 MU. In line with the decision in the previous FPPCA order for FY 2022-23, the Commission is inclined to consider the approved NCE unit rate (Rs. 4.45/kWh) for FY2023-24 for valuing the swapping energy transactions since APDISCOMs are expected to return the imported power taken under swapping through the surplus available on account of RE sources. Accordingly, its cost of Rs -298.79 Cr is approved as against Rs. -351.33 Cr.

vii. Other Claims:

APDISCOMs have claimed Rs. 1,029.99 Cr. towards other claims. The Commission's analysis of each & every item is shown in the table below.

S.No	Station	Actual Claimed (Rs. Cr)	Admitted (Rs. Cr)	Disallowed (Rs. Cr)	Remarks
1	CGS	238.07	236.36	1.71	The disallowed amounts pertain to Late Payment Surcharge
2	NCE	46.05	41.93	4.12	<p>Out of Rs. 46.05, the permissible amount is Rs. 41.93 Cr, and the details are provided below:</p> <ol style="list-style-type: none"> 1. Excess Panels Energy amount from FY 19-23 as per APERC Order OP NO 83 of 2023: Rs. 1.89 Cr- Allowed 2. Excess Panels Energy amount from FY 19-23 as per APERC Order OP NO 112 of 2021: Rs. 47.11 Cr- Allowed 3. Change In law (M/s SECI): Rs. 5.70 Cr-Allowed 4. SECI Banked energy: Rs.5.66 Cr-Allowed 5. GBI to be received from IREDA: Rs. -19.17 Cr-Allowed 6. Previous year provision reversal: Rs. -2.11 Cr-Allowed 7. Vibrant Green-tech India: OP NO 68 of 2023 claimed Rs. 1.48 Cr out of Rs. 6.36 Cr, the remaining allowed in the past claims.-Allowed 8. Others: Rs.1.30 Cr -Allowed 9. LPS: Rs. 4.12 Cr - Disallowed
3	APPDCL Stage-1	-84.49	-177.11	92.62	<p>As per the Order OP NO. 53 of 2019, dated 11-11-2023, the Commission has permitted the blend of imported coal with domestic coal during FY 23-24 and admitted the base price with a 15% positive variation over the base price of the approved energy charges for payment; and if the variation is over 15% on the base price, the variation may be limited to 15% for payment subject to the scrutiny and approval of the Commission. In this regard, Rs. (-)62.96 Cr has been deducted due to a revision in Variable charges. Further, Discoms made a provision of Rs. 92.64 Cr due to VC being beyond the 15% base rate, for which approval has to be taken by APPDCL from the Commission.</p> <p>Similarly, the cumulative Fixed charges adjustment from FY 2019-20 to FY 23-24 is Rs. (-)199.20 Cr.</p> <p>A total adjustment of variable and fixed charges vide order OP No. 53 of 2019 is Rs. (-)262.16 Cr.</p> <p>The Discoms have deducted the provision made for VC beyond 15% of the base price of Rs.92.64 Cr from the adjustment of Rs. (-) 262.16 Cr, resulting in a net adjustment of Rs. (-) 169.95 Cr. The half amount, i.e. Rs. 84.49 Cr, has been claimed in other charges, and the remaining half is claimed under past claims.</p> <p>Provision made by Discoms for an amount of Rs. 92.64 Crore has been disallowed, and adjustments of Rs. (-) 262.16 Cr shall be passed on to the Consumers.</p> <p>Out of Rs (-)262.16 Cr, Rs(-) 85.05 Crores has been shown under past claims and the remaining Rs. (-) 177.11 Cr under Other claims has been allowed.</p>
4	SEIL P1 (230.55 MW)	8.24	-	8.24	This amount pertains to LPS
5	SEIL P2	9.35	-	9.35	This amount pertains to LPS

S.No	Station	Actual Claimed (Rs. Cr)	Admitted (Rs. Cr)	Disallowed (Rs. Cr)	Remarks
6	HNPCL	777.76	270.80	506.95	<p>Rs. 777.75 Cr includes:</p> <ol style="list-style-type: none"> Differential variable cost of Rs. 499.44 Cr due to revised base VC to Rs 3.03/kWh with 15% escalation (Rs. 3.485/kWh) from base VC of Rs. 2.44/kWh + 15% escalation (Rs. 2.81/kWh) as per the Order Op No. 1 of 2024 dated 02-04-2024. Supplementary bills for Rs. 276.33 Cr claimed by HNPCL towards Ash transportation cost- Rs. 64.07 Crore (Aug 2022 to March 2024), Part load Compensation. 136.82 Cr (Aug 2022 to March 2024), Additional O&M Charges of Rs.35.65 Cr(Water, security and capital spares charges)(FY 22-23 & FY 23-24), Statutory Charges of Rs.39.79 Cr (From FY 16-17 to FY 23-24). Provision of Rs. 1.97 Cr due to increasing variable cost than the approved variable cost by Hon'ble APERC, i.e.,> Rs.3.485/kWh. <p>Analysis:</p> <ol style="list-style-type: none"> The differential variable cost of Rs. 499.44 Cr is verified, and the Commission is inclined to allow it. Rs. 482.87 Cr has been allowed under the variable cost head, and Rs. 16.57 Cr has been allowed here. Due to the unapproved utilisation of imported coal, the VC is duly limited to the ceiling variable cost (Rs.3.485/kWh) approved by the Commission in OP No. 1 of 2024 against the actual VC of Rs. 6.57/kWh due to imported coal, which amounts to Rs. 270.80 Cr. The Variable Cost of Rs. 228.63 Cr is disallowed (i.e., the differential Variable cost between Rs. 6.57/kWh and Rs. 3.485/kWh). Regarding the Supplementary bills amounting to Rs. 276.33 Cr, HNPCL filed a petition before APERC vide OP No. 15 of 2024, and the same is under examination by the Hon'ble Commission. Hence, Rs. 276.33 Cr is disallowed due to the pending outcome of the Order by the Commission. Provision of Rs. 1.97 Cr is disallowed as the VC exceeded the approved VC by the Commission.
7	Short Term Purchase	35.02	35.02	-	This is part of regular bills, so the same is allowed by the Commission.
	Total	1,029.99	406.99	622.99	

viii. Past Claims:

APDISCOMs have claimed Rs. 3,017.60 Cr. towards past claims. These submissions encompass the claims from the previous years that need to be examined.

Specifically, the filings of past claims include a majority of Late payment surcharges, differential variable cost, ECR debit notes, Revision of Fixed cost, differential pooled cost, GBI, banked energy, Excess panels energy, differential capacity charges, PGCIL past claims, etc.

After scrutinising past claims, the Commission found that APGENCO has claimed Rs.2651.49 Cr towards past claims, a major chunk (88%) of the total past claims. The Breakup of APGENCO's past claims are detailed below:

Particulars	Amount (Rs. Cr)
APGENCO LPS	2,342.93
O.P.60 2023 Dt.27.03.2024 FY:2018-19. In the Matter of FCA beyond 15% of Base Variable Cost for all thermal power stations of APGENCO during FY:2018-19 to 2022-23 (Page No.3of 18) (Page No.3of 18) Amount relates to RTPP-IV	37.33
O.P.60 2023 Dt.27.03.2024 FY:2019-20. In the Matter of FCA beyond 15% of Base Variable Cost for all thermal power stations of APGENCO during FY:2018-19 to 2022-23(Page No.3of 18) Amount relates to APGENCO (FY:2019-20 Rs.179.82 Crs) and RTPP-IV (FY:2019-20 Rs.25.28 Cr)	205.11
RTPP-IV Infirm Bill	66.13
Total Other Costs	2,651.49

APGENCO LPS:

Under the PPA terms in Article 3.1.15, a delayed payment surcharge @1.25% is applicable against delayed payment for the power supplied. Accordingly, APGENCO has provisionally claimed a Late Payment surcharge up to March 2020 vide letters dated 21.10.2019 & 22.04.2020 amounting to Rs.1,567.74 Cr. Later, APGENCO claimed a consolidated bill towards surcharge on delayed payments from AP DISCOMs up to May 2022 and the same was confirmed by the AP DISCOMs for the period from 02.06.2014 to 31.05.2022 which is to the tune of Rs. 2,342.93 Cr.

There is no provision to consider the Late Payment Surcharge (LPS) paid to GENCOs in FPPCA claims. Hence, the Commission is not inclined to allow it while computing FPPCA claims. However, the permissibility of the same will be examined under appropriate filings of the DISCOMS.

Earlier, the Commission determined the fixed cost and Variable Cost components of tariff for all the thermal power stations of APGENCO for the 4th control period FY 2019-24 vide orders dated 29.04.2019 in O.P. No. 35 of 2018 for all thermal stations except RTPP Stage-IV and for RTPP Stage-IV vide order dated 31.12.2020 in O.P. No. 33 of 2019 (including FY 2018-19) and in the Orders above the Commission stipulated that the variation over and above 15% in Fuel Cost Adjustment bills shall be paid subject to

scrutiny and approval of the Commission in respect of all the thermal stations of APGENCO.

In view of the above, APGENCO has filed a Petition of OP No. 60 of 2023 before the Commission for approval of a fuel cost adjustment beyond 15% of the base variable cost for all its thermal power stations from FY 2018-19 to FY 2022-23 and to revise the base variable cost for FY 2023-24. The Commission, in Order OP No. 60 of 2023, has approved APGENCO's FCA claims.

In this FPPCA filing, APDISCOM has claimed Rs.37.33 Cr and Rs.205.11 Cr for FY 2018-19 and FY 2019-20 towards the FCA beyond 15% of Base Variable cost for RTPP-IV and the Commission is inclined to allow the same as claimed following OP No. 60 of 2023.

The Commission, after scrutiny, has allowed Rs.587.17 Cr against the claimed Rs. 3,071.60 Cr and disallowed Rs.2,484.21 Cr, which majorly contains Rs. 2,481.70 Cr towards late payment surcharge of AP GENCO, CGS, SEIL P1 & P2 and NCE plants and Rs.2.51 Cr towards GBI of ZR Renewable Energy Pvt. Limited.

ix. Summary of Disallowance:

Based on the discussion above, the item-wise disallowance is shown below.

S.No.	Disallowance	Amount (Rs. Cr)	Reasons
1	APPDCL Stage-II	0.78	The Admissible fixed cost is limited to actual cumulative availability.
2	AP Genco Thermal	266.80	Excess Variable cost claimed than the ceiling price approved by the Commission in OP No 60 of 2023 dated 27.03.2024.
3	CGS Unapproved Stations	47.82	The admissible wt. Avg power purchase cost of Rs. 5.96/kWh for FY 2023-24 is considered for the unapproved CGS quantum.
4	SEIL P 2	58.92	The unapproved imported coal utilised for 150 MW firm capacity, a single-part tariff equivalent to wt. Avg power purchase cost of 350 MW is considered, i.e., Rs. 4.04/kWh (FC: Rs.1.73/kWh & VC: Rs. 2.31/kWh).
5	HNPCL	506.95	1 Due to the unapproved utilisation of imported coal, the VC is duly limited to the ceiling VC Rs.3.485/kWh approved by the Commission OP No 1 of 2024. A Variable Cost of Rs. 228.63 Cr is disallowed. 2. For supplementary bills amounting to Rs. 276.33 Cr, HNPCL filed a petition before APERC vide OP No. 15 of 2024, which is under examination by the Commission. 3. Provision of Rs. 1.97 Cr is disallowed as the VC exceeded the approved VC by the Hon'ble Commission.

S.No.	Disallowance	Amount (Rs. Cr)	Reasons
6	APPDCL Stage-I	92.62	The Provision claimed by Discoms for VC is beyond 15% of the base price of Rs.92.64 Cr.
7	SEIL P1 (230.55 MW)	8.24	This amount pertains to LPS
8	SEIL P2	9.35	This amount pertains to LPS
9	NCE	4.12	This amount pertains to LPS
10	NTPC	1.71	LPS amount claimed by NTPC(SR) Talcher Stage-II, NLC Stage-I, NPC(MAPS), NTPC Aravali, NTPC Kudgi Stage-I, NTPL (NLC Tamil Nadu)
11	DSM/UI	119.10	Considered the lower of the monthly weighted average cost (Rs. /kWh) incurred and monthly weighted average cost (Rs./Kwh) of short-term power. Accordingly, the Commission allowed an amount of Rs.73.29 Cr against the claim of Rs. 192.40 Cr and disallowed an amount of Rs. 119.10 Cr.
12	AP GENCO (Past Claims)	2,342.93	This amount pertains to LPS
13	CGS (Past Claims)	55.17	This amount pertains to LPS of NTPC (SR) Simhadri Stage 1(Rs.14.23Cr), NTECL Vallur (Rs.0.18 Cr), NLC Stage II (Rs.25.25 Cr), NPCIL Kudamkulam (Rs. 1.06 Cr), NTPC Bundled Power (Rs. 14.42 Cr)
14	SEIL (Past Claims)	58.92	The LPS amount pertaining to SEIL P1-230.55 MW (Rs. 33.61 Cr) & SEIL P2- 625 MW (Rs.25.3 Cr)
15	NCE (Past Claims)	24.69	The LPS amount pertaining to Satya Maharshi (Rs. 2.46 Cr), Sri Venkata Sridevi (Rs.1.53 Cr), Other (Wind) (Rs. 20.68 Cr)
16	ZR Renewable Energy Pvt Ltd (Past Claims)	2.51	Disallowance of GBI
17	Swapping Power	-52.54	Pertaining to Swapping power
18	Short Term Power	0.21	Excess claimed has been disallowed
19	PGCIL	-1.98	After a thorough examination of bills/invoices, it is observed that the actual PGCIL charges of Rs 1,523.83 Cr. This includes an amount of Rs.7.19 Cr, vide CTU Bill No. MI0636010092 dated 03 Apr 2023, which was already factored in the PGCIL charges of FY 2022-23 for the month of March 2023 and the same is considered
20	Transmission Cost	-622.17	AP Transco has already filed a petition for True down pertaining to 4th CP in OP No. 72 of 2024 for an amount of 1059.75 Cr. This is in variance with the claim under FPPCA. It is gathered that an amount of Rs 1,132.32 Crs has already been taken into the books of accounts of AP DISCOMs in FY 2023-24. Further, this Commission in the Retail Supply Tariff Order for FY 2024-25 (first year of 5th CP) has adjusted Rs 510 Cr. as provisional true down from AP Transco for 4th CP, against the approved ARR of each DISCOM.
	Total Disallowed	2,923.99	

- x. Based on the above discussions and after accounting for the disallowed amount, the admissible PP cost approved by the Commission Vs RSTO Order for FY 2023-24 for the total year of the three DISCOMs together is shown in the tables below.

AP DISCOMs-True up of FPPCA-Admitted Power Purchase Cost-FY 2023-24

S. No	Generating station/ Stage/Source	Energy (MU)			Fixed + Other Cost (Rs. Cr) (A)			Variable (Rs. Cr) (B)			Total (Rs. Cr) F=(A+B+C)		
		Tariff Order	Admitted	Variation	Tariff Order	Admitted	Variation	Tariff Order	Admitted	Variation	Tariff Order	Admitted	Variation
1	AP GENCO THERMAL	19,020	20,720	1,699	2,844	2,360	-485	6,452	8,556	2,104	9,297	10,916	1,619
2	AP GENCO HYDEL(INCLUDING INTERSTATE)	3,628	1,949	-1,679	643	643	0	-	-	-	643	643	0
3	AP GENCO Total	22,649	22,669	20	3,487	3,003	-485	6,452	8,556	2,104	9,940	11,559	1,619
4	CGS Approved Total	11,447	9,376	-2,071	892	1,155	263	3,167	3,384	217	4,059	4,539	480
5	CGS unapproved Total	-	-	-	-	24	24	2	1,416	1,413	2	1,440	1,437
6	NCE- Others	352	263	-89	11	6	-5	179	154	-25	190	160	-30
7	NCE Solar	4,432	4,693	261	-	42	42	1,870	2,041	171	1,870	2,083	212
8	NCE WIND	6,678	7,931	1,253	-		-	3,092	3,413	321	3,092	3,413	321
9	JNNSM PH 1 SOLAR	39	34	-6	-		-	42	43	1	42	43	1
10	JNNSM PH 2 SOLAR	2,684	2,516	-167	-		-	1,178	1,220	42	1,178	1,220	42
11	NCE TOTAL	14,184	15,436	1,252	11	48	37	6,361	6,870	509	6,372	6,918	546
12	APPDCL Stage-I	7,885	6,057	-1,827	1,229	546	-683	2,476	2,212	-264	3,705	2,757	-947
12	APPDCL Stage-II	4,606	3,029	-1,577	829	454	-375	1,446	951	-495	2,275	1,405	-870
13	Godavari Gas Power Plant	544	0	-544	22	14	-8	245	3	-242	267	17	-249
14	TS NPDCL (TSPCC)	-	24	24	-	-	-	-	18	18	-	18	18
15	JOINT SECTOR TOTAL	13,035	9,111	-3,924	2,080	1,014	-1,066	4,167	3,184	-983	6,247	4,198	-2,049
16	Thermal Powertech Corporation (SEIL P1)	1,712	1,770	58	269	269	-1	384	501	117	653	769	116
17	SEIL P 2	4,305	3,728	-577	719	577	-142	934	1,031	97	1,653	1,608	-45
18	HNPCCL	6,569	5,131	-1,438	944	1,047	103	1,846	1,449	-397	2,790	2,496	-294
19	IPPs TOTAL	12,586	10,628	-1,957	1,932	1,892	-40	3,163	2,981	-183	5,096	4,873	-223
20	UI CHARGES	-	-119	-119	-	-	-	-	73	73	-	73	73
21	Short term purchases	1,552	11,649	10,097	-	35	35	824	8,917	8,093	824	8,952	8,128
22	Short term Sales	-	-823	-823	-	-	-	-	-465	-465	-	-465	-465
23	Swapping power to be returned	-505	-671	-167	-	-	-	-218	-299	-81	-218	-299	-81
	Inadvertent Power	0	129.17	129.17									
24	TOTAL OTHERS	1,047	10,036	9,117.17	-	35	35	606	8,226	7,620	606	8,262	7,655
25	TRANSMISSION COST	-	-	-	3,397	2,562	-835	-	-	-	3,397	2,562	-835
26	SLDC COST	-	-	-	76	76	-0	-	-	-	76	76	-0
27	PGCIL	-	-	-	1,500	1,524	24	-	-	-	1,500	1,524	24
28	ULDC COST	-	-	-	3	7	3	-	-	-	3	7	3
29	TOTAL TRANSMISSION & ULDC CHARGES	-	-	-	4,976	4,168	-808	-	-	-	4,976	4,168	-808
30	TOTAL COST	74,948	77,255	2,436	13,378	11,339	-2,039	23,919	34,617	10,698	37,297	45,957	8,659
31	Past claims/refunds, if any, pertaining to previous years and other Adjustments	-	-	-	-	774	774	-	-	-	-	774	774
32	Grand Total	74,948	77,255	2,436	13,378	12,113	-1,265	23,919	34,617	10,698	37,297	46,730	9,433

9. Having determined the admissible PP cost and variations as above, the Commission proposes to examine the additional claim and carrying cost to determine the total True-up of FPPCA to be recovered from the consumers for each DISCOS, as detailed in infra.

Additional Claim:

10. The DISCOMs have made an additional submission vide letters dated 07.11.2024 and 13.11.2024 regarding the inclusion of Rs. 9.53 Cr cost pertaining to the revision of NLC India's capacity charges and differential PGCIL charges for the period from Oct '22 to Dec'22, Rs. 117.21 Cr, which was not admitted in the FPPCA Order of FY 2022-23. After ensuring these costs are genuinely incurred and not admitted in earlier orders, the Commission is inclined to allow the same as filed.

Carrying Cost:

11. Following the Regulation and decision of the Commission supra, the carrying cost is computed up to 90 days from the filing date from the due date in each month on the admissible balance costs to be recovered. The carrying cost computed by the Commission at SBI MCLR rate plus 150 points as filed by the DISCOMs at Rs. 316.62 Cr as against the claim of Rs. 487.80 Cr and accordingly Rs.171.17 crores is disallowed in the carrying cost. The Commission is not inclined to consider the request of the DISCOMs to allow the carrying costs from the due date to the date of the realisation keeping in view their regulatory compliance failures and to avoid further burden on the consumers.

Limiting the Despatch to target losses over the actual sales

12. As per clause G of Regulation 2 of 2023, the Despatch is limited to approved losses over the actual sales in the RST Order for FY2023-24. In monetary terms, the disallowance for each DISCOM is shown in the table below.

Sl.No	Description	APSPDCL	APCPDCL	APEPDCL	Three DISCOMs
1	Limiting the Despatch to target losses over the sales	268.20	7.76	61.26	337.22

Uniform FPPCA Tariff

13. Similar to the earlier FPPCA Orders issued, the Commission is inclined to determine the uniform FPPCA true-up cost per unit across all the DISCOMs based on their total power purchase cost, differentiating only according to each

DISCOM's T&D losses.

14. All the disallowed PP costs are shared among the DISCOMS in their energy despatch ratio in the total despatch as per Regulation. Carrying costs and others are shared based on their actuals. Based on the discussions supra, the table below summarises the FPPCA True up to be recovered from each DISCOM's consumers.

Sl.No	Description	APSPDCL	APCPDCL	APEPDCL	Three DISCOMs
1	Claimed PP Cost Variation	5,719.85	2,405.47	4,045.02	12,170.34
2	Additional Claim through letter	75.41	41.01	70.33	186.75
3	Claimed-Carrying Cost	224.12	91.66	172.01	487.79
4	Total Claim (1+2+3)	6,019.38	2,538.14	4,287.36	12,844.88
5	Total Disallowances 5(A)+5(B)+5(C)	1,546.17	672.44	1,213.77	3,432.38
5(A)	PP Cost Disallowance under various Heads	1,180.69	642.08	1,101.22	2,923.99
5(B)	Disallowance due to limiting the Despatch (target losses plus actual sales)	268.2	7.76	61.26	337.22
5(C)	Carrying Cost Disallowance	97.28	22.6	51.29	171.17
6	Admissible Trueup of FPPCA (4)-(5)	4,473.21	1,865.70	3,073.59	9,412.50
7	The amount already Collected @ Rs 0.40/Unit	1,149.27	625.76	1,093.86	2,868.90
8	Balance FPPCA true up to be Collected (6)-(7)	3,323.94	1,239.94	1,979.73	6,543.60
9	FPPCA True-up Per Unit for FY 2023-24 (Rs./kWh)	0.9132	0.9239	0.9049	

Note: All figures in the above table are in crores except FPPCA true up per unit.

Recovery Schedule of True up of FPPCA for FY 2023-24:

15. The Commission examined the impact of recovering FPPCA charges directly on a month-to-month basis and felt that it would greatly burden the consumers. To avoid hardship to the end consumers, the Commission decided that the DISCOMs shall recover the charges over 24 Months, as shown in the table below.

True Up of FPPCA for FY 2023-24 - Recovery Schedule					
Month of Consumption for which True Up of FPPCA is to be Charged	To be collected along with monthly consumption charges of	% of FPPCA Per Unit	APSPDCL	APCPDCL	APEPDCL
			FPPCA Rate Rs/Unit		
Apr-23	Dec-24	50%	0.4566	0.4619	0.4524
	Jan-25	50%	0.4566	0.4619	0.4524
May-23	Feb-25	50%	0.4566	0.4619	0.4524
	Mar-25	50%	0.4566	0.4619	0.4524
Jun-23	Apr-25	50%	0.4566	0.4619	0.4524
	May-25	50%	0.4566	0.4619	0.4524
July-23	Jun-25	50%	0.4566	0.4619	0.4524
	Jul-25	50%	0.4566	0.4619	0.4524
Aug-23	Aug-25	50%	0.4566	0.4619	0.4524
	Sep-25	50%	0.4566	0.4619	0.4524
Sep-23	Oct-25	50%	0.4566	0.4619	0.4524
	Nov-25	50%	0.4566	0.4619	0.4524
Oct-23	Dec-25	50%	0.4566	0.4619	0.4524
	Jan-26	50%	0.4566	0.4619	0.4524
Nov-23	Feb-26	50%	0.4566	0.4619	0.4524
	Mar-26	50%	0.4566	0.4619	0.4524
Dec-23	Apr-26	50%	0.4566	0.4619	0.4524
	May-26	50%	0.4566	0.4619	0.4524
Jan-24	Jun-26	50%	0.4566	0.4619	0.4524
	Jul-26	50%	0.4566	0.4619	0.4524
Feb-24	Aug-26	50%	0.4566	0.4619	0.4524
	Sep-26	50%	0.4566	0.4619	0.4524
Mar-24	Oct-26	50%	0.4566	0.4619	0.4524
	Nov-26	50%	0.4566	0.4619	0.4524

16. The FPPCA recovery vis a vis the power purchase cost variations, DISCOMS wise, is shown in the table below;

Item	APSPDCL	APCPDCL	APEPDCL	Total
Total FPPCA true-up admitted (Rs. Cr) (A)	4,473.21	1,865.70	3,073.59	9,412.50
The amount already Collected @ Rs 0.40/Unit (Rs. Cr) (B)	1,149.27	625.76	1,093.86	2,868.90
Balance FPPCA True up to be collected (Rs. Cr) (C=A-B)	3,323.94	1,239.94	1,979.73	6,543.60
Total FPPCA True Up Per Unit (Rs./kWh) (D)	0.9 132	0.9239	0.9049	
Sales (MU) (E)	2,8731.78	1,5643.99	2,7346.60	7,1722.38
Expected Recovery (Rs. Cr) (F=D*E/10)	2,623.69	1,445.34	2,474.57	6,543.60
PP Cost Adjustment (G)	-700.25	205.40	494.85	0.00

As seen from the table above, there is a shortage of Rs 700.24 Crores and an excess of Rs. 205.40 Cr. and Rs. 494.84 Cr. for SPDCL, CPDCL, and EPDCL, respectively. Accordingly, the power purchase costs among the DISCOMS shall need to be corrected in the ensuing ARR filings for FY205-26 while estimating the subsidy from the GoAP..

17. As per clause 12.5 I of the Regulation, the Distribution licensees shall raise the FPPCA bills on the Government in respect of the consumers who are provided 100% tariff subsidy under Section 65 of the Electricity Act-2003. The subsidy true up/true down on account of variations in the sales of agriculture consumers under the free power category will be done after the end of the financial year during the final true-up of FPPCA. Hence, regarding agricultural consumption under the free power category and other 100 per cent subsidised consumers, the FPPCA charges are to be raised by the DISCOMS on GOAP as per Regulation. As per the SoP issued by the MoP, the true-up of subsidy is being done quarterly; hence, the true-up/down is not discussed in this Order. However, the DISCOMS may bring it to the notice of the Commission if there is any issue in this regard for remedy from the Commission.
18. Further, the DISCOMS are directed to furnish the actual FPPCA charges collected from the consumers, including the FPPCA charged to GoAP in respect of all eligible consumers, including those other than agricultural consumers under the free power category as per regulation as against the power purchase cost variations approved in this Order along with the True-up of Retail Supply Business for the fourth control period to be filed before the Commission after the end of control

period for correction if there be any excess/shortfall.

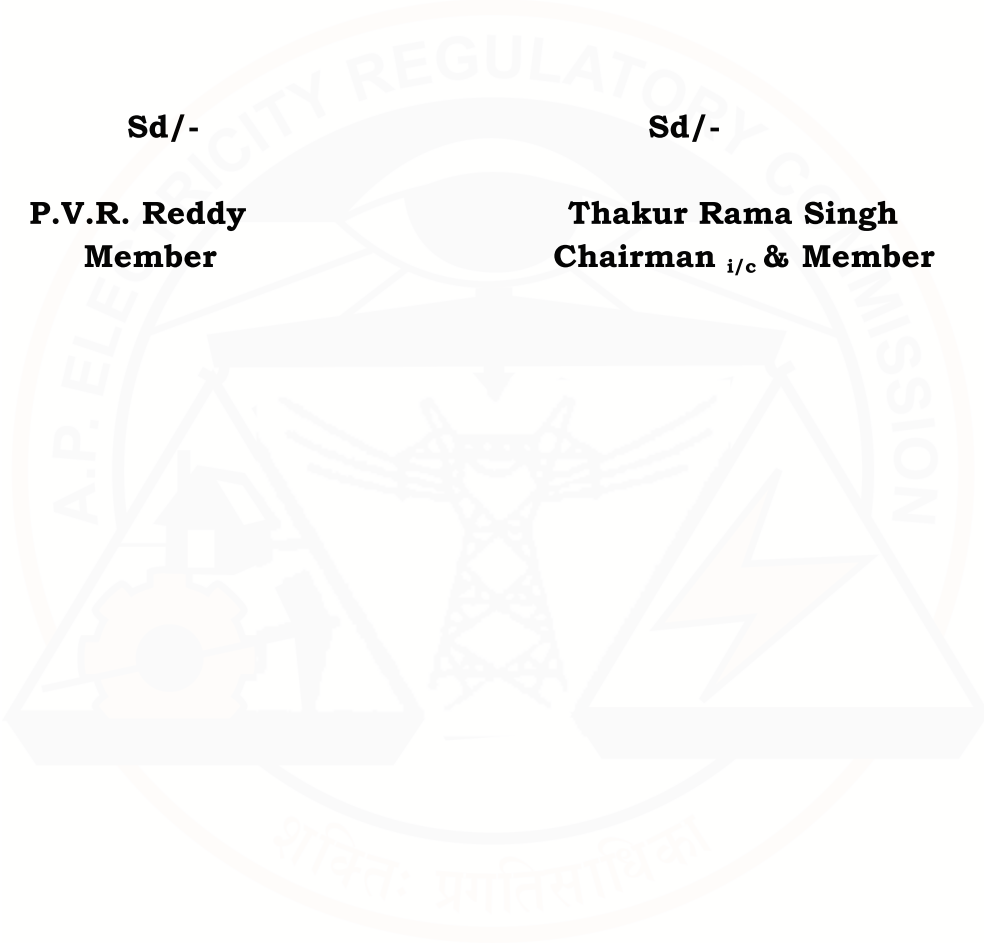
19. Admission of any claim in this Order does not confer any right on any party in the future regarding any dispute on account of the power purchase costs between the licensees and the developers.
20. The DISCOMS shall publish the FPPCA schedule approved by the Commission in one English newspaper and one Telugu newspaper in Telugu with wide circulation in their area of supply within one week from the date of issue of the Order.
21. All the annexures enclosed in this order form part of the Order. Accordingly, all the FPPCA petitions for FY 2023-24 are disposed of.

Sd/-

P.V.R. Reddy
Member

Sd/-

Thakur Rama Singh
Chairman i/c & Member



ANNEXURE - I**PDF FORMATS, ALL COMPUTATIONS IN EXCEL SHEETS AND INFORMATION RECEIVED FROM THE DISCOMS PLACED ON THE WEBSITE OF THE COMMISSION**

Filings of Truing up of the FPPCA of DISCOMs for FY 2023-24										
S.No	Details	SPDCL (OP No. 69 of 2024)			CPDCL (OP No. 70 of 2024)			EPDCL (OP No. 71 of 2024)		
A	Application	SPDCL FPPCA submission Dt 27.05.24	Addendum Dt 03.06.24	Addl Inf	CPDCL FPPCA submission on Dt 26.05.24	Addendum dated 03.06.24	Addl Inf	EPDCL FPPCA submission Dt 25.05.24	Addendum dated 04.06.2024	Addl Inf
1	Annexure-I: Month-Wise, Station-Wise FPPCA Format	Ms-Excel	Ms-Excel		Ms-Excel	PDF Ms-Excel		Ms-Excel	Ms-Excel	
2	Category-wise Sales	Ms-Excel			Ms-Excel			Ms-Excel		
	LT-Agricultural Sales			Ms-Excel			Ms-Excel			
3	Availabilities and PLFs	Ms-Excel			Ms-Excel			Ms-Excel		
4	Short-term and Market Purchases	Ms-Excel			Ms-Excel			Ms-Excel		
5	Month-wise, Station-wise Availabilities (%) & (MU)	-		Ms-Excel			PDF	Ms-Excel		
6	Reasons for Variations	Ms-Excel			Ms-Excel			Ms-Excel		

Filings of Truing up of the FPPCA of DISCOMs for FY 2023-24										
S.No	Details	SPDCL (OP No. 69 of 2024)			CPDCL (OP No. 70 of 2024)			EPDCL (OP No. 71 of 2024)		
7	Month-wise, Discom-wise Actual Drawls,			Ms-Excel	Ms-Excel					Excel
8	Month-wise, Station-wise back down data	PDF					PDF			PDF
9	Weekly DSM data FY 2023-24	Ms-Excel			Ms-Excel			PDF		
10	Annexure-II: Carrying Cost	Ms-Excel	Ms-Excel		Ms-Excel	PDF Ms-Excel			Ms-Excel	
11	Annexure-III : Approved and Actual T&D Loss Computation	Ms-Excel	Ms-Excel		Ms-Excel	PDF Ms-Excel		PDF	Ms-Excel	Ms Excel
12	Annexure-IV: PGCIL data	-	Ms-Excel			PDF Ms-Excel		-	Ms-Excel	
13	Annexure-V: Remarks for Past Claims	-	Ms-Excel			PDF Ms-Excel		-	Ms-Excel	
14	Monthly FPPCA Format certified by the Auditor	-		Audit Certificate PDF	-		Audit Certificate PDF	-		Audit Certificate PDF

Filings of Truing up of the FPPCA of DISCOMs for FY 2023-24										
S.No	Details	SPDCL (OP No. 69 of 2024)			CPDCL (OP No. 70 of 2024)			EPDCL (OP No. 71 of 2024)		
15	Addl info on NLC & CTU claims			PDF			PDF			PDF



Discom-wise-Monthly-Data- FY 2023-24(Provisional)													
Sr. No.	Details	Apr-23	May-23	Jun-23	July-23	Aug-23	Sept-23	Oct-23	Nov-23	Dec-23	Jan-24	Feb-24	Mar-24
A	Application	SPDCL	SPDCL	SPDCL	SPDCL	SPDCL	SPDCL	SPDCL	SPDCL	SPDCL	SPDCL	SPDCL	SPDCL
		CPDCL	CPDCL	CPDCL	CPDCL	CPDCL	CPDCL	CPDCL	CPDCL	CPDCL	CPDCL	CPDCL	CPDCL
		EPDCL	EPDCL	EPDCL	EPDCL	EPDCL	EPDCL	EPDCL	EPDCL	EPDCL	EPDCL	EPDCL	EPDCL
1	Month-Wise, Station-Wise FPPCA Format	SPDCL	SPDCL	SPDCL	SPDCL	SPDCL	SPDCL	SPDCL	SPDCL	SPDCL	SPDCL	SPDCL	SPDCL
		CPDCL	CPDCL	CPDCL	CPDCL	CPDCL	CPDCL	CPDCL	CPDCL	CPDCL	CPDCL	CPDCL	CPDCL
		EPDCL	EPDCL	EPDCL	EPDCL	EPDCL	EPDCL	EPDCL	EPDCL	EPDCL	EPDCL	EPDCL	EPDCL
2	Availabilities	SPDCL	SPDCL	SPDCL	SPDCL	SPDCL	SPDCL	SPDCL	SPDCL	SPDCL	SPDCL	SPDCL	SPDCL
		CPDCL	CPDCL	CPDCL	CPDCL	CPDCL	CPDCL	CPDCL	CPDCL	CPDCL	CPDCL	CPDCL	CPDCL
		EPDCL	EPDCL	EPDCL	EPDCL	EPDCL	EPDCL	EPDCL	EPDCL	EPDCL	EPDCL	EPDCL	EPDCL
3	Backing Down Details	SPDCL	SPDCL	SPDCL	SPDCL	SPDCL	SPDCL	SPDCL	SPDCL	SPDCL	SPDCL	SPDCL	SPDCL
		CPDCL	CPDCL	CPDCL	CPDCL	CPDCL	CPDCL	CPDCL	CPDCL	CPDCL	CPDCL	CPDCL	CPDCL
		EPDCL	EPDCL	EPDCL	EPDCL	EPDCL	EPDCL	EPDCL	EPDCL	EPDCL	EPDCL	EPDCL	EPDCL
4	Sales	SPDCL	SPDCL	SPDCL	SPDCL	SPDCL	SPDCL	SPDCL	SPDCL	SPDCL	SPDCL	SPDCL	SPDCL
		CPDCL	CPDCL	CPDCL	CPDCL	CPDCL	CPDCL	CPDCL	CPDCL	CPDCL	CPDCL	CPDCL	CPDCL
		EPDCL	EPDCL	EPDCL	EPDCL	EPDCL	EPDCL	EPDCL	EPDCL	EPDCL	EPDCL	EPDCL	EPDCL
5	Short Term Purchases	SPDCL	SPDCL	SPDCL	SPDCL	SPDCL	SPDCL	SPDCL	SPDCL	SPDCL	SPDCL	SPDCL	SPDCL
		CPDCL	CPDCL	CPDCL	CPDCL	CPDCL	CPDCL	CPDCL	CPDCL	CPDCL	CPDCL	CPDCL	CPDCL

Discom-wise-Monthly-Data- FY 2023-24(Provisional)													
Sr. No.	Details	Apr-23	May-23	Jun-23	July-23	Aug-23	Sept-23	Oct-23	Nov-23	Dec-23	Jan-24	Feb-24	Mar-24
		EPDCL	EPDCL	EPDCL	EPDCL	EPDCL	EPDCL	EPDCL	EPDCL	EPDCL	EPDCL	EPDCL	EPDCL
6	Market Purchases	SPDCL	SPDCL	SPDCL	SPDCL	SPDCL	SPDCL	SPDCL	SPDCL	SPDCL	SPDCL	SPDCL	SPDCL
		CPDCL	CPDCL	CPDCL	CPDCL	CPDCL	CPDCL	CPDCL	CPDCL	CPDCL	CPDCL	CPDCL	CPDCL
		EPDCL	EPDCL	EPDCL	EPDCL	EPDCL	EPDCL	EPDCL	EPDCL	EPDCL	EPDCL	EPDCL	EPDCL
7	T&D Loss Computation	SPDCL	SPDCL	SPDCL	SPDCL	SPDCL	SPDCL	SPDCL	SPDCL	SPDCL	SPDCL	SPDCL	SPDCL
		CPDCL	CPDCL	CPDCL	CPDCL	CPDCL	CPDCL	CPDCL	CPDCL	CPDCL	CPDCL	CPDCL	CPDCL
		EPDCL	EPDCL	EPDCL	EPDCL	EPDCL	EPDCL	EPDCL	EPDCL	EPDCL	EPDCL	EPDCL	EPDCL
8	Past Claims	-	SPDCL	SPDCL	SPDCL	SPDCL	SPDCL	SPDCL	SPDCL	SPDCL	SPDCL	SPDCL	SPDCL
			CPDCL	CPDCL	CPDCL	CPDCL	CPDCL	CPDCL	CPDCL	CPDCL	CPDCL	CPDCL	CPDCL
			EPDCL	EPDCL	EPDCL	EPDCL	EPDCL	EPDCL	EPDCL	EPDCL	EPDCL	EPDCL	EPDCL
9	POC Charges	SPDCL	SPDCL	SPDCL	SPDCL	SPDCL	SPDCL	SPDCL	SPDCL	SPDCL	SPDCL	SPDCL	SPDCL
		CPDCL	CPDCL	CPDCL	CPDCL	CPDCL	CPDCL	CPDCL	CPDCL	CPDCL	CPDCL	CPDCL	CPDCL
		EPDCL	EPDCL	EPDCL	EPDCL	EPDCL	EPDCL	EPDCL	EPDCL	EPDCL	EPDCL	EPDCL	EPDCL
10	UI/DSM Charges	SPDCL	SPDCL	SPDCL	SPDCL	SPDCL	SPDCL	SPDCL	SPDCL	SPDCL	SPDCL	SPDCL	SPDCL
		CPDCL	CPDCL	CPDCL	CPDCL	CPDCL	CPDCL	CPDCL	CPDCL	CPDCL	CPDCL	CPDCL	CPDCL
		EPDCL	EPDCL	EPDCL	EPDCL	EPDCL	EPDCL	EPDCL	EPDCL	EPDCL	EPDCL	EPDCL	EPDCL
11	Reasons for	SPDCL	SPDCL	SPDCL	SPDCL	SPDCL	SPDCL	SPDCL	SPDCL	SPDCL	SPDCL	SPDCL	SPDCL

Sr. No.	Details	Apr-23	May-23	Jun-23	July-23	Aug-23	Sept-23	Oct-23	Nov-23	Dec-23	Jan-24	Feb-24	Mar-24
	Variations	CPDCL	CPDCL	CPDCL	CPDCL	CPDCL	CPDCL	CPDCL	CPDCL	CPDCL	CPDCL	CPDCL	CPDCL
		EPDCL	EPDCL	EPDCL	EPDCL	EPDCL	EPDCL	EPDCL	EPDCL	EPDCL	EPDCL	EPDCL	EPDCL

ANNEXURE - II(A)

Paper Publication-Eenadu (Telugu)



గౌరవనీయ ఆంధ్ర ప్రదేశ్ విద్యుత్ నియంత్రణ మండలి (ఏ.పి.ఇ.ఆర్.సి) వారి సమక్షంలో
విద్యుత్ నియంత్రణ భవన్, 220/132/33/11 కెపి A.P.కార్పొరేషన్, 55 ప్రకాశం, దిన్నెవరపాడు రోడ్,
కర్నూల్ - 518 002, ఆంధ్ర ప్రదేశ్, ఫోన్ నెం: 08518-294823, 24, 25, 26.

ఆంధ్ర ప్రదేశ్ సదరన్ పవర్ డిస్ట్రిబ్యూషన్ కంపెనీ లిమిటెడ్, తిరుపతి
 ఆంధ్రప్రదేశ్ సెంట్రల్ పవర్ డిస్ట్రిబ్యూషన్ కార్పొరేషన్ లిమిటెడ్, విజయవాడ
 ఆంధ్ర ప్రదేశ్ ఈస్టర్న్ పవర్ డిస్ట్రిబ్యూషన్ కంపెనీ లిమిటెడ్, విశాఖపట్నం

బహిరంగ ప్రకటన

ఇందుచేరవలసిన యావస్యలపై తెలియజేయునది ఏమనగా ఆంధ్ర ప్రదేశ్ సదరన్ పవర్ డిస్ట్రిబ్యూషన్ కంపెనీ లిమిటెడ్ (ఏ.పి.ఎస్.పి.డి.సి.ఎల్) పంపిణీ మరియు రిటైల్ సప్లై ట్రాన్సిమిషన్ సం. 15/2000, ఆంధ్ర ప్రదేశ్ సెంట్రల్ పవర్ డిస్ట్రిబ్యూషన్ కార్పొరేషన్ లిమిటెడ్ (ఏ.పి.సి.పి.డి.సి.ఎల్) పంపిణీ ట్రాన్సిమిషన్ సం. 1/2020 మరియు ఆంధ్ర ప్రదేశ్ ఈస్టర్న్ పవర్ డిస్ట్రిబ్యూషన్ కంపెనీ లిమిటెడ్ (ఏ.పి.ఈ.పి.డి.సి.ఎల్) పంపిణీ మరియు రిటైల్ సప్లై ట్రాన్సిమిషన్ సం. 12/2000 కలిగిన సంస్థలు ఆంధ్ర ప్రదేశ్ 2023-24 ప్రకారం ఇంద్రణ మరియు విద్యుత్ కొనుగోలు ఖర్చు సర్దుబాటు (FPPCA) యొక్క ట్రూ అప్ వినియోగను కొరతగా వీలవచ్చు గౌరవనీయ ఆంధ్ర ప్రదేశ్ విద్యుత్ నియంత్రణ మండలి (ఏ.పి.ఇ.ఆర్.సి) వారి ఎదుట దాఖలు చేయవలసినది. ఈ పేదీషులు గౌరవ కమిషన్ వారి సాక్షాత్కారంలో ఏ.పి.ఎస్.పి.డి.సి.ఎల్ కు రూ. పి. సంఖ్య 69 / 2024, ఏ.పి.సి.పి.డి.సి.ఎల్ కు రూ. పి. సంఖ్య 70 / 2024 మరియు ఏ.పి.ఈ.పి.డి.సి.ఎల్ కు రూ. పి. సంఖ్య 71 / 2024 గా సమాచార చేయబడినవి.

2. ట్రాన్సిమిషన్ FPPCA యొక్క ట్రూ అప్ దాఖలు సారాంశము దిగువ ఇవ్వబడినవి:

సంఖ్య	వివరములు	ఏప్రిల్ - 23	మే - 23	జూన్ - 23	జూలై - 23	ఆగస్టు - 23	సెప్టెంబర్ - 23	అక్టోబర్ - 23	నవంబర్ - 23	డిసెంబర్ - 23	జనవరి - 24	ఫిబ్రవరి - 24	మార్చి - 24
ఏ.పి.ఎస్.పి.డి.సి.ఎల్	వాస్తవ విద్యుత్ కొనుగోలు ఖర్చు (రూ./యూనిట్) (APPC)	6.4235	6.5075	6.0850	5.9977	6.2088	6.4348	6.5916	5.8810	6.3170	6.2176	6.3679	5.8571
	అమోదించబడిన విద్యుత్ కొనుగోలు ఖర్చు (రూ./యూనిట్) (BPPC)	5.1358	5.2208	5.2359	5.2444	4.9523	4.9843	4.8482	5.3608	5.1208	4.8970	4.8789	4.7588
	వ్యత్యాసం (రూ./యూనిట్)	1.2877	1.2867	0.8491	0.7533	1.2564	1.4504	1.7433	0.5202	1.1962	1.3206	1.4890	1.0983
	T&D నష్టం శాతం (Loss in %) (గత సంవత్సరంలో వాస్తవం / అమోదించబడిన T&D నష్టం శాతం లెండింగ్లో తక్కువ)	9.51	9.51	9.51	9.51	9.51	9.51	9.51	9.51	9.51	9.51	9.51	9.51
	FPPCA (Rs./Unit) = (APPC - BPPC) / (1 - (Loss in % / 100)) (రూ./యూనిట్)	1.4230	1.4220	0.9383	0.8325	1.3885	1.6029	1.9265	0.5749	1.3219	1.4594	1.6454	1.2137
ఏ.పి.సి.పి.డి.సి.ఎల్	వాస్తవ విద్యుత్ కొనుగోలు ఖర్చు (రూ./యూనిట్) (APPC)	6.4013	6.4389	6.0241	5.9790	6.2087	6.4019	6.5537	5.8377	6.3252	6.2354	6.3751	5.8025
	అమోదించబడిన విద్యుత్ కొనుగోలు ఖర్చు (రూ./యూనిట్) (BPPC)	5.1428	5.0625	5.1080	5.3220	4.9824	4.9722	4.8549	5.2377	5.0603	5.0457	4.9843	4.7492
	వ్యత్యాసం (రూ./యూనిట్)	1.2585	1.3764	0.9161	0.6569	1.2264	1.4297	1.6988	0.6000	1.2649	1.1897	1.3908	1.0533
	T&D నష్టం శాతం (Loss in %) (గత సంవత్సరంలో వాస్తవం / అమోదించబడిన T&D నష్టం శాతం లెండింగ్లో తక్కువ)	10.59	10.59	10.59	10.59	10.59	10.59	10.59	10.59	10.59	10.59	10.59	10.59
	FPPCA (Rs./Unit) = (APPC - BPPC) / (1 - (Loss in % / 100)) (రూ./యూనిట్)	1.4075	1.5394	1.0246	0.7347	1.3716	1.5990	1.8999	0.6711	1.4147	1.3305	1.5554	1.1780
ఏ.పి.ఈ.పి.డి.సి.ఎల్	వాస్తవ విద్యుత్ కొనుగోలు ఖర్చు (రూ./యూనిట్) (APPC)	6.3212	6.3722	5.9524	5.8809	6.1523	6.3370	6.5094	5.7724	6.2431	6.1838	6.3096	5.7861
	అమోదించబడిన విద్యుత్ కొనుగోలు ఖర్చు (రూ./యూనిట్) (BPPC)	5.1104	4.9776	4.9551	4.9626	4.7866	4.7725	4.8514	4.9943	4.8459	4.7757	4.8280	4.7597
	వ్యత్యాసం (రూ./యూనిట్)	1.2108	1.3946	0.9973	0.9184	1.3657	1.5645	1.6580	0.7780	1.3971	1.4081	1.4816	1.0264
	T&D నష్టం శాతం (Loss in %) (గత సంవత్సరంలో వాస్తవం / అమోదించబడిన T&D నష్టం శాతం లెండింగ్లో తక్కువ)	8.58	8.58	8.58	8.58	8.58	8.58	8.58	8.58	8.58	8.58	8.58	8.58
	FPPCA (Rs./Unit) = (APPC - BPPC) / (1 - (Loss in % / 100)) (రూ./యూనిట్)	1.3244	1.5255	1.0909	1.0046	1.4938	1.7113	1.8136	0.8510	1.5283	1.5403	1.6206	1.1227
వాస్తవ విద్యుత్ కొనుగోలు ఖర్చు (రూ./యూనిట్) (APPC)	1.4696	1.7582	1.5317	1.5026	1.6999	1.8802	2.0304	0.9413	0.5489	0.9484	1.5583	0.5225	

గమనిక: 1. రెగ్యులేషన్ 2/2023 యొక్క నిబంధన 4 (సి) ప్రకారం carrying cost అదనముగా పరిగణించబడుతుంది. 2. రెగ్యులేషన్ 2/2023 యొక్క నిబంధన 4 (ఎ) ప్రకారం, యూనిట్ కి రూ. 0.40 బోన్సుస్ ప్రతి నెల కాలాధికముగా విధించబడుతుంది.
 ఈ ప్రకటనలను www.apspdcl.in, www.apcpdel.in & www.apearternpower.com వంటి ఇంటర్నెట్లో ఉంచబడ్డాయి మరియు వాటిని www.aperc.gov.in వెబ్ సైట్ నందు కూడా పొందవచ్చును.


3) డిస్ట్రిబ్యూషన్ కంపెనీలు దాఖలు చేసిన ఇంద్రణ మరియు విద్యుత్ కొనుగోలు ఖర్చు సర్దుబాటు (FPPCA) యొక్క ట్రూ అప్ దాఖలపై అభిప్రాయాలు/ అభ్యంతరాలు/ సూచనలు ఏమైనా ఉన్నాయని వాటిని సంబంధిత అధికారికి జనవరి 19-11-2024 లేదా అంతకు మునుపు తమిషన్ సెక్షన్, ఏ.పి.ఇ.ఆర్.సి కి సైన్ తెలిపిన దిరునామాకు పోస్ట్ ద్వారా లేదా ఇ-మెయిల్ commn-secy@aperc.in ద్వారా పంపుతూ సరదు అభ్యంతరాల ప్రకటనను, (i) ఏ.పి.ఎస్.పి.డి.సి.ఎల్ కు చీఫ్ అసిస్టంట్ మేనేజర్, ఆర్.ఎ.సి. & జి.పి.సి. ఎమ్.ఎస్.పి.డి.సి.ఎల్, విద్యుత్ నిలయం, 19-13-65/ఎ.శ్రీనివాసపురం, తిరుపతి-517503 లేదా ఇ-మెయిల్ egm_pmm@apspdcl.in (ii) ఏ.పి.సి.పి.డి.సి.ఎల్ కు చీఫ్ అసిస్టంట్ మేనేజర్ (ప్రాజెక్ట్), ఏ.పి.సి.పి.డి.సి.ఎల్, కార్పొరేట్ ఆఫీస్, విద్యుత్ నియంత్రణ మండలి సాంకేతిక శాఖ ప్రకృతి, అమిల రోడ్, విజయవాడ-520008 లేదా ఇ-మెయిల్ egmproj.cpdcl@apcpdel.in (iii) ఏ.పి.ఈ.పి.డి.సి.ఎల్ కు చీఫ్ అసిస్టంట్ మేనేజర్ (ఆర్.పి. & పి.పి.ఎ), ఏ.పి.ఈ.పి.డి.సి.ఎల్, కార్పొరేట్ ఆఫీస్, పి.డి.సి.ఎల్ కాలనీ, సీతమ్మద్రా, విశాఖపట్నం-530013 లేదా ఇ-మెయిల్ egm_rac@apeaternpower.com వారికి పంపవలెను.

నేటి: 04.11.2024 ప్రచురించిన తేదీ: 04.11.2024 ప్రచురించిన తేదీ: 04.11.2024 ప్రచురించిన తేదీ: 04.11.2024
 ప్రచురించిన: తిరుపతి ప్రచురించిన: విజయవాడ ప్రచురించిన: విశాఖపట్నం ప్రచురించిన: విశాఖపట్నం


Date : 04/11/2024 EditionName : ANDHRA PRADESH PageNo :

ANNEXURE - II(B)


Paper Publication-English- Time of India.




**BEFORE THE HONOURABLE ANDHRA PRADESH
ELECTRICITY REGULATORY COMMISSION (APERC)**
Vidyut Niyrantra Bhavan, Adjacent to 220/132/33/11 KV AP Carbides Sub Station,
Dinnevevarapadu Road, Kurnool - 518 002, Andhra Pradesh, Phones: 08518 - 294823, 24, 25, 26.



**SOUTHERN POWER
DISTRIBUTION COMPANY
OF A.P LIMITED, TIRUPATI**



**ANDHRA PRADESH
CENTRAL POWER DISTRIBUTION
CORPORATION LIMITED, VIJAYAWADA**



**EASTERN POWER
DISTRIBUTION COMPANY OF
A.P LIMITED, VISAKHAPATNAM**

PUBLIC NOTICE

Notice is hereby given to all that the Distribution Licensee viz., Southern Power Distribution Company of Andhra Pradesh Limited (APSPDCL), Andhra Pradesh Central Power Distribution Corporation Limited (APCPDCL) & Eastern Power Distribution Company of Andhra Pradesh Limited (APEPDCL) holding Distribution and Retail Supply License No.15 of 2000 (APSPDCL), Licence No.01 of 2020 (APCPDCL) & Licence No. 12 of 2000 (APEPDCL) have filed before Andhra Pradesh Electricity Regulatory Commission (APERC) Petitions seeking pass-through of True-Up of Fuel & Power Purchase Cost Adjustments (FPPCA) for FY 2023-24. The filings have been taken on the record by the Hon'ble Commission in O.P.No.69 of 2024 for APSPDCL, O.P.No.70 of 2024 for APCPDCL and OPNo.71 of 2024 for APEPDCL.

2) The summary of True-up of the FPPCA filings of the Licensee is given below:

DISCOM	Description	Apr-23	May-23	Jun-23	Jul-23	Aug-23	Sep-23	Oct-23	Nov-23	Dec-23	Jan-24	Feb-24	Mar-24
APSPDCL	Actual Power Purchase Cost (Rs./Unit) (APPC)	6.4235	6.5075	6.0850	5.9977	6.2088	6.4348	6.5916	5.8810	6.3170	6.2176	6.3679	5.8571
	Approved Power Purchase Cost (Rs./Unit) (BPPC)	5.1358	5.2208	5.2359	5.2444	4.9523	4.9843	4.8482	5.3608	5.1208	4.8970	4.8789	4.7588
	Difference (Rs./Unit)	1.2877	1.2867	0.8491	0.7533	1.2564	1.4504	1.7433	0.5202	1.1962	1.3206	1.4890	1.0983
	T&D Loss in % (lower of actual of previous year / approved for current year)	9.51	9.51	9.51	9.51	9.51	9.51	9.51	9.51	9.51	9.51	9.51	9.51
	FPPCA = ((APPC-BPPC) / (1- T&D Loss in %/100)) (Rs./Unit)	1.4230	1.4220	0.9383	0.8325	1.3885	1.6029	1.9265	0.5749	1.3219	1.4594	1.6454	1.2137
	FPPCA corrected as per Clause 4(G) of Regulation (Rs./Unit)	1.6065	1.9885	1.6748	1.1330	2.3498	1.9563	2.5018	2.0425	1.8960	2.0141	1.8730	1.0310
APCPDCL	Actual Power Purchase Cost (Rs./Unit) (APPC)	6.4013	6.4389	6.0241	5.9790	6.2087	6.4019	6.5537	5.8377	6.3252	6.2354	6.3751	5.8025
	Approved Power Purchase Cost (Rs./Unit) (BPPC)	5.1428	5.0625	5.1080	5.3220	4.9824	4.9722	4.8549	5.2377	5.0603	5.0457	4.9843	4.7492
	Difference (Rs./Unit)	1.2585	1.3764	0.9161	0.6569	1.2264	1.4297	1.6988	0.6000	1.2649	1.1897	1.3908	1.0533
	T&D Loss in % (lower of actual of previous year / approved for current year)	10.59	10.59	10.59	10.59	10.59	10.59	10.59	10.59	10.59	10.59	10.59	10.59
	FPPCA = ((APPC-BPPC) / (1- T&D Loss in %/100)) (Rs./Unit)	1.4075	1.5394	1.0246	0.7347	1.3716	1.5990	1.8999	0.6711	1.4147	1.3305	1.5554	1.1780
	FPPCA corrected as per Clause 4(G) of Regulation (Rs./Unit)	0.9910	1.6213	1.3517	1.0020	1.9448	1.7788	2.3119	1.4738	0.8931	1.5779	1.5703	0.5656
APEPDCL	Actual Power Purchase Cost (Rs./Unit) (APPC)	6.3212	6.3722	5.9524	5.8809	6.1523	6.3370	6.5094	5.7724	6.2431	6.1838	6.3096	5.7861
	Approved Power Purchase Cost (Rs./Unit) (BPPC)	5.1104	4.9776	4.9551	4.9626	4.7866	4.7725	4.8514	4.9943	4.8459	4.7757	4.8280	4.7597
	Difference (Rs./Unit)	1.2108	1.3946	0.9973	0.9184	1.3657	1.5645	1.6580	0.7780	1.3971	1.4081	1.4816	1.0264
	T&D Loss in % (lower of actual of previous year / approved for current year)	8.58	8.58	8.58	8.58	8.58	8.58	8.58	8.58	8.58	8.58	8.58	8.58
	FPPCA = ((APPC-BPPC) / (1- T&D Loss in %/100)) (Rs./Unit)	1.3244	1.5255	1.0909	1.0046	1.4938	1.7113	1.8136	0.8510	1.5283	1.5403	1.6206	1.1227
	FPPCA corrected as per Clause 4(G) of Regulation (Rs./Unit)	1.4696	1.7582	1.5317	1.5026	1.6999	1.8802	2.0304	0.9413	0.5489	0.9484	1.5583	0.5225

Note : (1) Carrying cost applicable as per the Clause 4 (C) of the Regulation No.2 of 2023 is additional. (2) FPPCA of Rs.0.40/Unit was Leived every month provisionally as per Clause 4(A) of the Regulation No.2 of 2023.

These proposals are available on www.apspdcl.in, www.apcpdcl.in & www.apeasternpower.com and can be accessed at www.aperc.gov.in

3) The views/objections/suggestions, if any, on the True-Up of FPPCA filings made by the Distribution Company, together with supporting material, may be sent to the Commission Secretary, APERC, at the Commission's address mentioned above through post or email commn-secy@aperc.in, on or before 19.11.2024 with a copy marked to the Chief General Manager, RAC & IPC, APSPDCL, Vidyut Nilayam, 19-13-65/A, Srinivasapuram, Tirupati or email cgm_pmm@apspdcl.in for APSPDCL, The Chief General Manager, Projects, APCPDCL, Vidyut Nilayam, Corporate Office, Beside Govt. Polytechnic College, ITI Road, Vijayawada or email cgmproj.cpdcl@apcpdcl.in for APCPDCL and The Chief General Manager, RA & PP, APEPDCL, Corporate Office, P&T Colony, Seethammadhara, Visakhapatnam or email cgm_rac@apeasternpower.com for APEPDCL.

Date: 04-11-2024
Place: Tirupati

Chairman & Managing Director
APSPDCL

Date: 04-11-2024
Place: Vijayawada

Chairman & Managing Director
APCPDCL

Date: 04-11-2024
Place: Visakhapatnam

Chairman & Managing Director
APEPDCL

ANNEXURE-III**List of objectors**

S.No.	Name of the objector
1	Sri M.Venugopala Rao, Senior Journalist & Convener, Centre for Power Studies, Hyderabad.
2	Sri Ch.Baburao, State Secretariat Member, CPI(M), Vijayawada.
3	Sri V.Srinivasa Rao, State Secretary, CPI(M), Vijayawada.
4	Sri K.Ramakrishna, State Secretary, CPI, Vijayawada.
5	Sri U.M.Kumar, Secretary, AP Textile Mills Association, Guntur.
6	Sri I.Gopinath, CEO, South Indian Cement Manufacturers Association(SICMA), Hyderabad.
7	Sri Kranti Aravalli, Partner, Next Gen Fabrics, Guntur.
8	Sri N.Rama Koteswara Rao, NRKR Textiles Pvt Ltd, Chebrolu, Guntur District.
9	Sri Aneesh Kuppam, Executive Director, Veera Associates, Guntur.
10	Sri R.Shiva Kumar, Aditya Spinners Ltd.
11	Sri K.Venkata Prasad, Managing Director, K K Spintex India Private Limited, Guntur.
12	Patchala Spintex Private Limited, Guntur.
13	Sri Anji Reddy, Vice President(Elec & Inst), Sagar Cements Limited, Tadipatri, Anantapur District.
14	Sri G.Praveen, G N R Weaving Mills, Guntur.
15	Sri S.Phani Kumar, Sri Anantha Lakshmi Textiles, Guntur.
16	Sri S.Phani Kumar, Managing Partner, Prime Textile Processors, Guntur.
17	Sri S.Phani Kumar, Executive Director, Sri Anantha Lakshmi Spinning Mills Private Limited, Guntur.
18	Sri Y.Narasimharao, Secretary, Krishna District Committee, CPI(M), Machilipatnam.
19	Sri V. Gangaraju, District Secretary, Chitoor District Committee, CPI(M), Chitoor.
20	Sri M.Suryanarayana, Editor, Raituvani, Vijayawada.

21	Sri Janaki Ramulu, State Secretary, AP and TG States' Committee, Revolutionary Socialist Party, Vijayawada.
22	Sri V. Krishnaiah, President, AP Rythu Sangam, Veddeswaram bypass road, Tadepalli(M), Guntur District.
23	Sri Rayadhurgam, CPI, AP Raithu Sangam, Vijayawada.
24	Sri P.Narendranath Chowdary, CMD, The Andhra Sugars Limited, Tanuku.
25	AP Ferro Alloys Producers Association, Vijayawada.
26	Sri M.Thimma Reddy, Convenor, People's Monitoring Group on Electricity regulation, Hyderabad.
27	Sri J.Ellappa, Pudupet, Nagari.
28	Sri A. Venkateswara Rao, President and Sri Sd. Saleem, General Secretary, Bahujana Dalitha Chaithanya Sangham, AP State Committee, Guntur.
29	Sri M. Nageswara Rao, Convenor, Ikya Prajanatya Mandanli, AP State Committee, Vijayawada.
30	Sri Sk. Mohiddin Basha, President and Sri B. Jagadeeswararareddy, General Secretary, AP State Committee, All India Kissan Federation, Guntur.
31	Sri Sd. Subhani, President and Sri T. Manikanteswararao, All India Democratic Youth Federation, AP State Committee, Vijayawada.
32	Sri G. Rambabu, President and Sri S. Nagaraju, General Secretary, All India Agriculture Workers Federation, AP State Committee, Vijayawada.
33	Sri Ch. Sanyasirao, President and Sri S.K. Khader Basha, General Secretary, AP State Committee, AICTU, Vijayawada.
34	Sri V. Rambhupal, District Secretary, Anantapur District Committee, CPI(M), Anantapur.
35	Sri R. Shankararao, President and Sri G. Koteswararao, General Secretary, Anakapalli District Committee, CITU, Anakapalli.
36	Sri M.V. Anjaneyulu, Convenor, Vidyuth Viniyogadarula Ikya Vedika, Vijayawada.
37	Sri K. Nagabhushanam, Secretary, AP State Committee, MCPI(U), Vijayawada.
38	Sri K. Lokanadham, District Secretary, Anakapalli District Committee, CPI(M), Anakapalli.
39	Sri K. Apparao, President and Sri M.Appalaraju, General Secretary,

	Anakapalli Zilla Committee, Andhra Pradesh Raithu Sangam, Anakapalli.
40	Sri C.L. Ramakrishna Reddy, Co-Convener, All India Electricity Consumers Association, Vijayawada.
41	Sri Kandarapu Murali, Secretariat member, CPI(M), Tirupati District Committee, Tirupati.
42	Viswateja Spinning Mills Private Limited, Boyapalem, Palnadu District.
43	Smt D.Ramadevi, IDWA State Secretary, Tadepalli, Guntur District.
44	Sri M. Gireesh, AP State President, AIKKMS.
45	Sri B.Tulasidas, Tadepalli, Guntur District.
46	Sri S.Abdul Rasool, President, AP United Citizens' Forum, Anantapur.
47	Sri K.Polari, AP State Committee, General Secretary, IFTU, Vijayawada.
48	Sri Chundru Venkatesh, Alufluoride Limited, Visakhapatnam.
49	Sri V. Harish Kumar Reddy, State President and Sri E.Mahesh, State Secretary, AP State Committee, All India Democratic Students' Organisation, Vijayawada.
50	Sri K.Thourya, Chief Electrical Distribution Engineer, SCR, Secunderabad.
51	Smt.M. Thejovathi, State Secretary, AIMSS, Vijayawada.
52	Sri P.Kishore, Eluru City Secretary, CPI(M).
53	Sri P.Ramakrishna, District Secretary, Eluru, AP Vyavasaaya Karmika Sangham.
54	Sri K. Srinivas, District Secretary, Eluru, AP Rytu Sangam.
55	Smt. D.Nagalakshmi, General Secretary, AP State Committee, All India Democratic Women Federation, Guntur.
56	Sri P.V.Sundara Ramaraju, State General Secretary, Forward Block, AP.
57	Sri A.Ravi, District Secretary, CPI(M), Eluru.
58	Sri P.Srinivasulu, Secretary, CPI(M), Rayachoti.
59	Sri Y.Bhaskar.
60	Sri T.Arun Kiran, Rajamundry.

61	Sri P.Ramakrishna.
62	Ongole City Chamber of Commerce.
63	Sri K.N.V.S.Gupta, Rajamundry.
64	Sri K.Ramakrishna.
65	Sri K.Rangarao.
66	Sri I.Subrahmanyam.
67	Sri Ch.Satyadeva.
68	Sri B.Pavan, Rajamundry.
69	Sri V.Rambabu, Rajamundry.
70	Sri D.Sreenivasulu, Ongole.
71	Sri A.V.Pullarao,JVV President,Prakasam District.
72	Sri K.Anand, VicePresident, AP United Citizens Forum, Anantapur.
73	Smt.Vydehi, Secretary, FAPCCI, Visakhapatnam.
74	Sri S.Ranga.
75	Smt. K.Suryavathi.
76	Smt. K.Vanirao.
77	Sri K.Viswasen.
78	Sri G.Seshaiah, District President and Sri Ch.Rambabu, District Secretary, APRPA.
79	Sri M.Laxminarayana.
80	Sri V. Sami Reddy, President, TaxPayers Association, Vijayawada.
81	Sri V. Bhaskar, Sr.General Manager, TGVSRAAC Limited, Kurnool.
82	Sri Suresh Khandelwal, Executive Director, Electro Steel Castings Limited.
83	Sri P.Suryanarayana Raju, Rajamundry.
84	Official person-in-charge, Kuppam RESCO
85	Sri T.Krishna and 31 others of various Colonies, Kurnool
86	Sri K.Madhu Sudhan and 14 others ,28th Ward Residents, Kurnool
87	Sri C.V.Ramana and 7 others, 31st ward, Kurnool

88	Sri Maruthi Modern Rice Mill, Kurnool
89	Sri S. Ramana Goud and 4 others of various Colonies, Kurnool
90	Sri Thirupathaiah, Secretary, The Telecommunications Department Employees Cooperative House Building Society Ltd, Kurnool
91	Sri M.C. Raju and 16 others of Gandhinagar, Bhaskar Nagar, Gibson Colony residents, Kurnool
92	Sri Ravindra Goud and 11 others of Old Kallur, Kurnool
93	Sri S.Khaleel Ahamed ,AP Medical and sales Representatives union, Kurnool
94	Sri Indla Prabhakar, President, AIKMS, Kurnool
95	Sri B.Vanoor Saheb and 7 others, Somesetti Nagar, Kurnool
96	6th Ward residents of Kurnool
97	Pattana poura samkshema sangam kurnool
98	Sri Afroz Basha and 12 others, Hazrath ji nagar residents Kurnool
99	Sri Y.Pullu Reddy, President, Maruthi Nagar & Judicil Colony Welfare Association, Kurnool
100	Sri Afroz Basha and 12 others, Rahmat Nagar, Kurnool
101	Sri M.Kishore Kumar, General Secretary, Kurnool City Petroleum Dealers Federation , Kurnool
102	Sri B.Anji Reddy, Secretary, The Kurnool Machinery Merchants Welfare Association Kurnool
103	Sri T.V.Ratna Prasad, Secretary, The Kurnool District Chamber of Commerce and Industry
104	Sri M.Yacob, President, All India Bsnl-Dot Pensioners Association, Kurnool
105	Geethanjali Colony Residents, Kurnool
106	Sunrise Colony Residents, Kurnool
107	Sri D.P.Rama Krishna Reddy and 3 others, Krishna Nagar Association, Kurnool

ANNEXURE - IV (A)

FPPCA FORMAT for FY 2023-24 - APSPDCL

S. No.	Generating station/ Stage/Source	Plant capacity (MW)	Discom's share (%)	Energy (MU)			Cost Components (Rs.Millions)																	
							Fixed (A)			Variable (B)			Incentive (C)			Income Tax (D)			Others (E)			Total F=(A+B+C+D+E)		
				TO (a)	Actual (b)	Variance (c)= (b-a)	TO (d)	Actual (e)	Variance (f)= (e-d)	TO (g)	Actual (h)	Variance (i)= (h-g)	TO (j)	Actual (k)	Variance (l)= (k-j)	TO (m)	Actual (n)	Variance (o)= (n-m)	TO (p)	Actual (q)	Variance (r)= (q-p)	TO (s)	Actual (t)	Variance (u)= (t-s)
1	Dr. NTPPS	1260	40.44%	2740.77	2878.34	137.57	2762.30	2755.37	-6.93	9154.17	12391.62	3237.45	0.00	0.00	0.00	0.00	0.00	0.00	0.00	0.00	0.00	11916.47	15146.99	3230.52
2	Dr. NTPPS-IV	500	40.44%	1309.46	1275.80	-33.66	1166.70	1167.05	0.35	4124.80	5111.49	986.69	0.00	0.00	0.00	0.00	0.00	0.00	0.00	0.00	0.00	5291.50	6278.53	987.03
3	Dr. NTPPS-V	800	40.44%	1313.48	409.16	-904.32	2364.30	347.32	-2016.98	4045.52	1676.58	-2368.93	0.00	0.00	0.00	0.00	0.00	0.00	0.00	0.00	0.00	6409.82	2023.90	-4385.92
4	RTPP Stage-I	420	40.44%	399.95	948.94	548.99	891.80	1020.34	128.54	1543.81	4187.70	2643.89	0.00	0.00	0.00	0.00	0.00	0.00	0.00	0.00	0.00	2435.61	5208.04	2772.43
5	RTPP Stage-II	420	40.44%	343.49	1061.75	718.26	1043.30	1091.34	48.04	1325.87	4673.46	3347.59	0.00	0.00	0.00	0.00	0.00	0.00	0.00	0.00	0.00	2369.17	5764.80	3395.63
6	RTPP Stage-III	210	40.44%	131.20	478.05	346.85	638.40	668.90	30.50	506.43	2101.65	1595.22	0.00	0.00	0.00	0.00	0.00	0.00	0.00	0.00	0.00	1144.83	2770.55	1625.72
7	RTPP Stage-IV	600	40.44%	782.53	1323.45	540.92	2636.10	2496.35	-139.75	2864.06	5490.75	2626.69	0.00	0.00	0.00	0.00	0.00	0.00	7.87	7.87	5500.16	7994.97	2494.81	
8	GENCO THERMAL TOTAL	4210	40.44%	7020.88	8375.49	1354.61	11502.90	9546.66	-1956.24	23564.66	35633.26	12068.60	0.00	0.00	0.00	0.00	0.00	0.00	7.87	7.87	35067.56	45187.79	10120.23	
9	Srisaillam RCPH	770	40.44%	425.91	1.22	-424.69	936.80	936.00	-0.80	0.00	0.00	0.00	0.00	0.00	0.00	0.00	0.00	0.00	0.00	0.00	0.00	936.80	936.00	-0.80
10	NSRCPH	90	40.44%	47.99	-0.11	-48.10	107.60	107.52	-0.08	0.00	0.00	0.00	0.00	0.00	0.00	0.00	0.00	0.00	0.00	0.00	0.00	107.60	107.52	-0.08
11	NSTPDC PH	50	40.44%	36.02	-0.15	-36.17	200.00	199.86	-0.14	0.00	0.00	0.00	0.00	0.00	0.00	0.00	0.00	0.00	0.00	0.00	0.00	200.00	199.86	-0.14
12	Upper Sileru	725	40.44%	234.93	141.76	-93.17	1018.10	336.76	-681.34	0.00	0.00	0.00	0.00	0.00	0.00	0.00	0.00	0.00	0.00	0.00	0.00	1018.10	336.76	-681.34
13	Lower Sileru		40.44%	478.20	397.07	-81.13	0.00	645.46	645.46	0.00	0.00	0.00	0.00	0.00	0.00	0.00	0.00	0.00	0.00	0.00	0.00	0.00	645.46	645.46
14	Donkarayi		40.44%	39.40	32.02	-7.38	0.00	35.08	35.08	0.00	0.00	0.00	0.00	0.00	0.00	0.00	0.00	0.00	0.00	0.00	0.00	0.00	35.08	35.08
15	PABM	20	40.44%	2.34	-0.12	-2.46	55.70	55.68	-0.02	0.00	0.00	0.00	0.00	0.00	0.00	0.00	0.00	0.00	0.00	0.00	0.00	55.70	55.68	-0.02
16	Minihydel (Chettipet)	1	40.44%	1.06	1.33	0.27	7.60	7.60	0.00	0.00	0.00	0.00	0.00	0.00	0.00	0.00	0.00	0.00	0.00	0.00	0.00	7.60	7.60	0.00
17	Machkund AP Share	118	40.44%	137.68	181.63	43.95	274.40	162.66	-111.74	0.00	0.00	0.00	0.00	0.00	0.00	0.00	0.00	0.00	0.00	0.00	0.00	274.40	162.66	-111.74
18	TB Dam AP Share		40.44%	63.80	32.68	-31.12	0.00	111.54	111.54	0.00	0.00	0.00	0.00	0.00	0.00	0.00	0.00	0.00	0.00	0.00	0.00	0.00	111.54	111.54
19	GENCO HYDEL(INCLUDING INTERSTATE)TOTAL	1774	40.44%	1467.33	787.33	-680.00	2600.20	2598.16	-2.04	0.00	0.00	0.00	0.00	0.00	0.00	0.00	0.00	0.00	0.00	0.00	2600.20	2598.16	-2.04	
20	NTPC(SR) Ramagundam I &II	2100	40.44%	963.33	708.66	-254.67	602.60	592.17	-10.43	2726.23	2641.61	-84.62	0.00	0.00	0.00	0.00	0.00	0.00	182.57	182.57	3328.83	3416.35	87.52	
21	NTPC(SR) Simhadri Stage-I	1000	40.44%	1392.01	1211.24	-180.77	1232.50	1363.45	130.95	4162.10	5008.01	845.90	0.00	0.00	0.00	0.00	0.00	0.00	96.79	96.79	5394.60	6468.24	1073.64	
22	NTPC(SR) Simhadri Stage-II	1000	40.44%	650.22	515.91	-134.31	870.10	862.81	-7.29	1788.11	2082.54	294.43	0.00	0.00	0.00	0.00	0.00	0.00	130.27	130.27	2658.21	3075.62	417.41	
23	NTPC(SR) Talcher Stage-II	2000	40.44%	525.30	517.62	-7.68	356.40	418.62	62.22	919.27	910.32	-8.95	0.00	0.00	0.00	0.00	0.00	0.00	72.47	72.47	1275.67	1401.41	125.74	

S. No.	Generating station/ Stage/Source	Plant capacity (MW)	Discom's share (%)	Energy (MU)			Cost Components (Rs.Millions)																	
							Fixed (A)			Variable (B)			Incentive (C)			Income Tax (D)			Others (E)			Total F=(A+B+C+D+E)		
				TO (a)	Actual (b)	Variance (c)= (b-a)	TO (d)	Actual (e)	Variance (f)= (e-d)	TO (g)	Actual (h)	Variance (i)= (h-g)	TO (j)	Actual (k)	Variance (l)= (k-j)	TO (m)	Actual (n)	Variance (o)= (n-m)	TO (p)	Actual (q)	Variance (r)= (q-p)	TO (s)	Actual (t)	Variance (u)= (t-s)
24	NTPC(SR) Ramagundam III	500	40.44%	215.98	205.73	-10.25	150.40	168.04	17.64	600.42	758.20	157.78	0.00	0.00	0.00	0.00	0.00	0.00	0.00	9.36	9.36	750.82	935.60	184.78
25	NTPC Kudgi Stage-I	2400	40.44%	0.00	385.93	385.93	0.00	977.07	977.07	0.00	1983.31	1983.31	0.00	0.00	0.00	0.00	0.00	0.00	0.00	9.70	9.70	0.00	2970.08	2970.08
26	NTPC-TELANGANA-STPS STAGE-I	1600	40.44%	0.00	8.28	8.28	0.00	15.56	15.56	0.00	31.02	31.02	0.00	0.00	0.00	0.00	0.00	0.00	0.00	-0.12	-0.12	0.00	46.46	46.46
27	NTECL Valluru	1500	40.44%	0.00	154.41	154.41	0.00	297.23	297.23	23.29	596.87	573.58	0.00	0.00	0.00	0.00	0.00	0.00	0.00	-0.91	-0.91	23.29	893.20	869.90
28	NLC Stage-I	630	40.44%	146.52	72.34	-74.18	79.80	61.87	-17.93	425.02	232.15	-192.86	0.00	0.00	0.00	0.00	0.00	0.00	0.00	220.10	220.10	504.82	514.13	9.31
29	NLC Stage-II	840	40.44%	255.81	108.48	-147.33	170.70	95.48	-75.22	622.21	348.18	-274.03	0.00	0.00	0.00	0.00	0.00	0.00	0.00	84.92	84.92	792.91	528.58	-264.33
30	NPC(MAPS)	440	40.44%	18.35	17.61	-0.74	0.00	0.00	0.00	139.16	50.11	-89.05	0.00	0.00	0.00	0.00	0.00	0.00	0.00	0.19	0.19	139.16	50.30	-88.86
31	NPC(KAIGA unit I,II,III,IV)	880	40.44%	328.65	331.13	2.48	0.00	0.00	0.00	1024.70	1251.94	227.24	0.00	0.00	0.00	0.00	0.00	0.00	0.00	-0.14	-0.14	1024.70	1251.80	227.10
32	NTPC (NLC TamilNadu)	1000	40.44%	0.00	259.65	259.65	0.00	433.88	433.88	0.00	915.30	915.30	0.00	0.00	0.00	0.00	0.00	0.00	0.00	-2.53	-2.53	0.00	1346.65	1346.65
33	NLC NNTPS	1000	40.44%	0.00	148.25	148.25	0.00	266.74	266.74	0.00	383.83	383.83	0.00	0.00	0.00	0.00	0.00	0.00	0.00	91.06	91.06	0.00	741.63	741.63
34	KKNPP Unit-I	1000	40.44%	4.48	4.44	-0.04	0.00	0.00	0.00	19.76	19.06	-0.70	0.00	0.00	0.00	0.00	0.00	0.00	0.00	0.13	0.13	19.76	19.19	-0.58
35	NLC TPS- I Expn.	630	40.44%	5.91	6.17	0.26	5.70	5.70	0.00	14.48	17.60	3.12	0.00	0.00	0.00	0.00	0.00	0.00	0.00	0.15	0.15	20.18	23.44	3.27
36	NLC TPS- II Expn.	840	40.44%	4.78	3.98	-0.80	11.00	8.55	-2.45	12.55	12.10	-0.45	0.00	0.00	0.00	0.00	0.00	0.00	0.00	-0.06	-0.06	23.55	20.60	-2.96
37	JNNSM Ph-1 Thermal		40.44%	117.82	90.28	-27.54	128.20	237.94	109.74	339.32	407.45	68.13	0.00	0.00	0.00	0.00	0.00	0.00	0.00	0.09	0.09	467.52	645.48	177.96
50	NTPC Aravali			0.00	0.00	0.00	0.00	0.00	0.00	0.00	0.00	0.00	0.00	0.00	0.00	0.00	0.00	0.00	0.00	47.73	47.73	0.00	47.73	47.73
52	SCED			0.00	0.00	0.00	0.00	0.00	0.00	0.00	-63.45	-63.45	0.00	0.00	0.00	0.00	0.00	0.00	0.00	0.00	0.00	0.00	-63.45	-63.45
38	CGS TOTAL	19360	40.44%	4629.16	4750.11	120.95	3607.40	5805.12	2197.72	12816.63	17586.14	4769.51	0.00	0.00	0.00	0.00	0.00	0.00	0.00	941.78	941.78	16424.03	24333.04	7909.01
39	NCE- Others	153	40.44%	142.46	106.53	-35.93	43.10	23.89	-19.21	723.70	622.50	-101.20	0.00	0.00	0.00	0.00	0.00	0.00	0.00	4.63	4.63	766.80	651.02	-115.78
40	NCE Solar	2466	40.44%	1792.12	1895.22	103.10	0.00	0.00	0.00	7562.75	8248.53	685.79	0.00	0.00	0.00	0.00	0.00	0.00	0.00	180.44	180.44	7562.75	8428.97	866.23
41	NCE WIND	3688	40.44%	2700.48	3171.18	470.70	0.00	0.00	0.00	12503.22	13580.01	1076.78	0.00	0.00	0.00	0.00	0.00	0.00	0.00	-2.16	-2.16	12503.22	13577.85	1074.63
42	JNNSM PH 1 SOLAR	39	40.44%	15.86	13.34	-2.52	0.00	0.00	0.00	170.65	170.38	-0.28	0.00	0.00	0.00	0.00	0.00	0.00	0.00	0.00	0.00	170.65	170.38	-0.27
43	JNNSM PH 2 SOLAR	1250	40.44%	1085.27	1008.79	-76.48	0.00	0.00	0.00	4764.34	4904.54	140.20	0.00	0.00	0.00	0.00	0.00	0.00	0.00	9.02	9.02	4764.34	4913.55	149.22
44	NCE TOTAL	7596	40.44%	5736.19	6195.06	458.87	43.10	23.89	-19.21	25724.65	27525.95	1801.30	0.00	0.00	0.00	0.00	0.00	0.00	0.00	191.93	191.93	25767.75	27741.78	1974.02
45	APPDCL Stage-I	1600	40.44%	3188.51	2438.39	-750.12	4969.50	2919.65	-2049.85	10011.92	8847.90	-1164.02	0.00	0.00	0.00	0.00	0.00	0.00	0.00	-348.20	-348.20	14981.42	11419.35	-3562.07
46	APPDCL Stage-II	800	40.44%	1862.70	1212.94	-649.76	3352.90	1820.58	-1532.32	5848.88	3808.64	-2040.24	0.00	0.00	0.00	0.00	0.00	0.00	0.00	0.00	0.00	9201.78	5629.21	-3572.56
47	Godavari Gas Power Plant	216	40.44%	220.02	0.14	-219.88	88.60	57.06	-31.54	990.09	13.40	-976.69	0.00	0.00	0.00	0.00	0.00	0.00	0.00	0.00	0.00	1078.69	70.46	-1008.23
47	TS NPDC (TSPCC)		40.44%	0.00	9.74	9.74	0.00	0.00	0.00	0.00	73.75	73.75	0.00	0.00	0.00	0.00	0.00	0.00	0.00	0.00	0.00	0.00	73.75	73.75

S. No.	Generating station/ Stage/Source	Plant capacity (MW)	Discom's share (%)	Energy (MU)			Cost Components (Rs.Millions)																	
							Fixed (A)			Variable (B)			Incentive (C)			Income Tax (D)			Others (E)			Total F=(A+B+C+D+E)		
				TO (a)	Actual (b)	Variance (c)= (b-a)	TO (d)	Actual (e)	Variance (f)= (e-d)	TO (g)	Actual (h)	Variance (i)= (h-g)	TO (j)	Actual (k)	Variance (l)= (k-j)	TO (m)	Actual (n)	Variance (o)= (n-m)	TO (p)	Actual (q)	Variance (r)= (q-p)	TO (s)	Actual (t)	Variance (u)= (t-s)
48	JOINT SECTOR TOTAL	2616	161.76%	5271.23	3661.22	-1610.01	8411.00	4797.29	-3613.71	16850.89	12743.69	-4107.20	0.00	0.00	0.00	0.00	0.00	0.00	0.00	-348.20	-348.20	25261.89	17192.78	-8069.11
49	Thermal Powertech Corporation (SEIL P	231	40.44%	692.40	714.48	22.08	1089.70	1085.86	-3.84	1550.98	2013.25	462.27	0.00	0.00	0.00	0.00	0.00	0.00	0.00	37.59	37.59	2640.68	3136.70	496.02
50	SEIL P 2	625	40.44%	1740.79	1506.45	-234.34	2907.10	2334.60	-572.50	3777.51	4405.59	628.07	0.00	0.00	0.00	0.00	0.00	0.00	0.00	38.93	38.93	6684.61	6779.12	94.50
51	HNPCL	1040	40.44%	2656.43	2064.92	-591.51	3817.50	3123.42	-694.08	7464.57	5832.96	-1631.61	0.00	0.00	0.00	0.00	0.00	0.00	0.00	3205.14	3205.14	11282.07	12161.52	879.45
52	IPPs TOTAL	1896	40.44%	5089.62	4285.85	-803.77	7814.30	6543.88	-1270.42	12793.06	12251.80	-541.26	0.00	0.00	0.00	0.00	0.00	0.00	0.00	3281.66	3281.66	20607.36	22077.34	1469.98
53	UI CHARGES			0.00	-48.90	-48.90	0.00	0.00	0.00	0.00	773.46	773.46	0.00	0.00	0.00	0.00	0.00	0.00	0.00	0.00	0.00	0.00	773.46	773.46
54	Short term purchases			403.20	4774.45	4371.25	0.00	0.00	0.00	2140.99	36240.38	34099.39	0.00	0.00	0.00	0.00	0.00	0.00	0.00	138.09	138.09	2140.99	36378.47	34237.48
55	Short term Sales			0.00	-333.23	-333.23	0.00	0.00	0.00	0.00	-1887.78	-1887.78	0.00	0.00	0.00	0.00	0.00	0.00	0.00	0.00	0.00	0.00	-1887.78	-1887.78
56	Purchase from EPDCL			0.00	0.00	0.00	0.00	0.00	0.00	0.00	0.00	0.00	0.00	0.00	0.00	0.00	0.00	0.00	0.00	0.00	0.00	0.00	0.00	0.00
57	Purchase from CPDCL			0.00	0.00	0.00	0.00	0.00	0.00	0.00	0.00	0.00	0.00	0.00	0.00	0.00	0.00	0.00	0.00	0.00	0.00	0.00	0.00	0.00
58	Sale to EPDCL			-825.45	0.00	825.45	0.00	0.00	0.00	-3565.94	0.00	3565.94	0.00	0.00	0.00	0.00	0.00	0.00	0.00	0.00	0.00	-3565.94	0.00	3565.94
59	Sale to CPDCL			-33.51	0.00	33.51	0.00	0.00	0.00	-144.76	0.00	144.76	0.00	0.00	0.00	0.00	0.00	0.00	0.00	0.00	0.00	-144.76	0.00	144.76
60	Swapping power to be returned			-204.03	-261.73	-57.70	0.00	0.00	0.00	-881.41	-1420.77	-539.36	0.00	0.00	0.00	0.00	0.00	0.00	0.00	0.00	0.00	-881.41	-1420.77	-539.36
61	TOTAL OTHERS			-659.79	4130.60	4790.39	0.00	0.00	0.00	-2451.12	33705.29	36156.42	0.00	0.00	0.00	0.00	0.00	0.00	0.00	138.09	138.09	-2451.12	33843.38	36294.50
62	TRANSMISSION COST			0.00	0.00	0.00	14157.90	12400.82	-1757.08	0.00	0.00	0.00	0.00	0.00	0.00	0.00	0.00	0.00	0.00	-4572.27	-4572.27	14157.90	7828.56	-6329.34
63	SLDC COST			0.00	0.00	0.00	307.20	305.79	-1.41	0.00	0.00	0.00	0.00	0.00	0.00	0.00	0.00	0.00	0.00	0.00	0.00	307.20	305.79	-1.41
64	PGCIL			0.00	0.00	0.00	6066.00	4055.89	-2010.11	0.00	1647.27	1647.27	0.00	0.00	0.00	0.00	0.00	0.00	0.00	476.50	476.50	6066.00	6179.66	113.66
65	ULDC COST			0.00	0.00	0.00	12.80	16.29	3.49	0.00	3.27	3.27	0.00	0.00	0.00	0.00	0.00	0.00	0.00	7.53	7.53	12.80	27.10	14.30
66	TOTAL TRANSMISSION & ULDC CHARGES			0.00	0.00	0.00	20543.90	16778.79	-3765.11	0.00	1650.55	1650.55	0.00	0.00	0.00	0.00	0.00	0.00	0.00	-4088.24	-4088.24	20543.90	14341.10	-6202.80
67	TOTAL COST			28554.62	32185.66	3631.04	54522.80	46093.79	-8429.01	89298.77	141096.68	51797.91	0.00	0.00	0.00	0.00	0.00	0.00	0.00	124.89	124.89	143821.57	187315.36	43493.79
68	Past claims/refunds, if any, pertaining to previous years and other Adjustments			0.00	20.37	20.37	0.00	-28.22	-28.22	0.00	78.58	78.58	0.00	0.00	0.00	0.00	0.00	0.00	0.00	13654.37	13654.37	0.00	13704.72	13704.72
69	POWER PURCHASE FOR THE MONTH			28554.62	32206.03	3651.41	54522.80	46065.57	-8457.23	89298.77	141175.26	51876.49	0.00	0.00	0.00	0.00	0.00	0.00	0.00	13779.25	13779.25	143821.57	201020.08	57198.52

ANNEXURE - IV(B)

FPPCA FORMAT for FY 2023-24 - APCPDCL

S. No.	Generating station/ Stage/Source	Plant capacity (MW)	Discom's share (%)	Energy (MU)			Cost Components (Rs. Millions)																					
				Fixed (A)			Variable (B)			Incentive (C)			Income Tax (D)			Others (E)			Total F=(A+B+C+D+E)									
				TO (a)	Actual (b)	Variance (c)= (b-a)	TO (d)	Actual (e)	Variance (f)= (e-d)	TO (g)	Actual (h)	Variance (i)= (h-g)	TO (j)	Actual (k)	Variance (l)= (k-j)	TO (m)	Actual (n)	Variance (o)= (n-m)	TO (p)	Actual (q)	Variance (r)= (q-p)	TO (s)	Actual (t)	Variance (u)= (t-s)				
1	Dr. NTPPS	1260	23.34%	1425.44	1570.16	144.72	1594.30	1499.36	-94.94	4760.97	6763.14	2002.17	0.00	0.00	0.00	0.00	0.00	0.00	0.00	0.00	0.00	0.00	0.00	0.00	6355.27	8262.49	1907.22	
2	Dr. NTPPS-IV	500	23.34%	755.73	694.39	-61.34	673.30	634.03	-39.27	2380.55	2784.08	403.53	0.00	0.00	0.00	0.00	0.00	0.00	0.00	0.00	0.00	0.00	0.00	0.00	3053.85	3418.12	364.27	
3	Dr. NTPPS-V	800	23.34%	758.10	212.22	-545.88	1364.60	178.07	-1186.53	2334.95	874.59	-1460.36	0.00	0.00	0.00	0.00	0.00	0.00	0.00	0.00	0.00	0.00	0.00	0.00	3699.55	1052.66	-2646.88	
4	RTPP Stage-I	420	23.34%	204.84	514.55	309.71	514.70	552.74	38.04	790.68	2273.27	1482.59	0.00	0.00	0.00	0.00	0.00	0.00	0.00	0.00	0.00	0.00	0.00	0.00	1305.38	2826.02	1520.64	
5	RTPP Stage-II	420	23.34%	210.49	578.75	368.26	602.10	593.45	-8.65	812.49	2550.28	1737.79	0.00	0.00	0.00	0.00	0.00	0.00	0.00	0.00	0.00	0.00	0.00	0.00	1414.59	3143.72	1729.13	
6	RTPP Stage-III	210	23.34%	97.80	260.34	162.54	368.40	364.34	-4.06	377.51	1145.86	768.35	0.00	0.00	0.00	0.00	0.00	0.00	0.00	0.00	0.00	0.00	0.00	0.00	745.91	1510.20	764.29	
7	RTPP Stage-IV	600	23.34%	385.74	719.47	333.73	1521.40	1356.57	-164.83	1411.81	2988.78	1576.98	0.00	0.00	0.00	0.00	0.00	0.00	0.00	0.00	0.00	-2.71	-2.71	2933.21	4342.64	1409.44		
8	GENCO THERMAL TOTAL	4210	23.34%	3838.14	4549.89	711.75	6638.80	5178.57	-1460.23	12868.96	19380.01	6511.05	0.00	0.00	0.00	0.00	0.00	0.00	0.00	0.00	0.00	0.00	0.00	0.00	19507.76	24555.86	5048.11	
9	Srisailem RCPH	770	23.34%	245.81	0.66	-245.15	540.60	508.55	-32.05	0.00	0.00	0.00	0.00	0.00	0.00	0.00	0.00	0.00	0.00	0.00	0.00	0.00	0.00	0.00	540.60	508.55	-32.05	
10	NSRCPH	90	23.34%	27.69	-0.06	-27.75	62.10	58.42	-3.68	0.00	0.00	0.00	0.00	0.00	0.00	0.00	0.00	0.00	0.00	0.00	0.00	0.00	0.00	0.00	62.10	58.42	-3.68	
11	NSTPDC PH	50	23.34%	20.78	-0.09	-20.87	115.40	108.59	-6.81	0.00	0.00	0.00	0.00	0.00	0.00	0.00	0.00	0.00	0.00	0.00	0.00	0.00	0.00	0.00	115.40	108.59	-6.81	
12	Upper Sileru	725	23.34%	135.58	77.02	-58.56	587.60	182.97	-404.63	0.00	0.00	0.00	0.00	0.00	0.00	0.00	0.00	0.00	0.00	0.00	0.00	0.00	0.00	0.00	587.60	182.97	-404.63	
13	Lower Sileru		23.34%	275.99	216.57	-59.42	0.00	350.69	350.69	0.00	0.00	0.00	0.00	0.00	0.00	0.00	0.00	0.00	0.00	0.00	0.00	0.00	0.00	0.00	0.00	350.69	350.69	
14	Donkarayi		23.34%	22.73	17.05	-5.68	0.00	19.06	19.06	0.00	0.00	0.00	0.00	0.00	0.00	0.00	0.00	0.00	0.00	0.00	0.00	0.00	0.00	0.00	0.00	19.06	19.06	
15	PABM	20	23.34%	1.35	-0.06	-1.41	32.20	30.25	-1.95	0.00	0.00	0.00	0.00	0.00	0.00	0.00	0.00	0.00	0.00	0.00	0.00	0.00	0.00	0.00	0.00	32.20	30.25	-1.95
16	Minihydel (Chettipet)	1	23.34%	0.64	0.72	0.08	4.40	4.13	-0.27	0.00	0.00	0.00	0.00	0.00	0.00	0.00	0.00	0.00	0.00	0.00	0.00	0.00	0.00	0.00	4.40	4.13	-0.27	
17	Machkund AP Share	118	23.34%	79.47	98.62	19.15	158.40	88.38	-70.02	0.00	0.00	0.00	0.00	0.00	0.00	0.00	0.00	0.00	0.00	0.00	0.00	0.00	0.00	0.00	158.40	88.38	-70.02	
18	TB Dam AP Share		23.34%	36.83	17.91	-18.92	0.00	60.60	60.60	0.00	0.00	0.00	0.00	0.00	0.00	0.00	0.00	0.00	0.00	0.00	0.00	0.00	0.00	0.00	0.00	60.60	60.60	
19	GENCO HYDEL(INCLUDING INTERSTATE) TOTAL	1774	23.34%	846.87	428.33	-418.54	1500.70	1411.63	-89.07	0.00	0.00	0.00	0.00	0.00	0.00	0.00	0.00	0.00	0.00	0.00	0.00	0.00	0.00	0.00	1500.70	1411.63	-89.07	
20	NTPC(SR) Ramagundam I &II	2100	23.34%	556.03	384.11	-171.92	347.80	320.73	-27.07	1573.56	1429.82	-143.74	0.00	0.00	0.00	0.00	0.00	0.00	0.00	0.00	0.00	0.00	0.00	98.24	98.24	1921.36	1848.79	-72.57
21	NTPC(SR) Simhadri Stage-I	1000	23.34%	803.36	658.67	-144.69	711.30	740.31	29.01	2402.06	2727.34	325.28	0.00	0.00	0.00	0.00	0.00	0.00	0.00	0.00	0.00	64.88	64.88	3113.36	3532.53	419.17		
22	NTPC(SR) Simhadri Stage-II	1000	23.34%	375.32	278.59	-96.73	502.20	468.96	-33.24	1032.12	1125.93	93.81	0.00	0.00	0.00	0.00	0.00	0.00	0.00	0.00	0.00	74.09	74.09	1534.32	1668.97	134.66		
23	NTPC(SR) Talcher Stage-II	2000	23.34%	303.16	280.98	-22.18	205.70	227.65	21.95	530.54	494.99	-35.55	0.00	0.00	0.00	0.00	0.00	0.00	0.00	0.00	0.00	39.56	39.56	736.24	762.19	25.96		

S. No.	Generating station/ Stage/Source	Plant capacity (MW)	Discom's share (%)	Energy (MU)			Cost Components (Rs. Millions)																		
							Fixed (A)			Variable (B)			Incentive (C)			Income Tax (D)			Others (E)			Total F=(A+B+C+D+E)			
				TO (a)	Actual (b)	Variance (c)= (b-a)	TO (d)	Actual (e)	Variance (f)= (e-d)	TO (g)	Actual (h)	Variance (i)= (h-g)	TO (j)	Actual (k)	Variance (l)= (k-j)	TO (m)	Actual (n)	Variance (o)= (n-m)	TO (p)	Actual (q)	Variance (r)= (q-p)	TO (s)	Actual (t)	Variance (u)= (t-s)	
24	NTPC(SR) Ramagundam III	500	23.34%	124.65	111.93	-12.72	86.80	91.30	4.50	346.53	411.88	65.35	0.00	0.00	0.00	0.00	0.00	0.00	0.00	5.47	5.47	433.33	508.65	75.32	
25	NTPC Kudgi Stage-I	2400	23.34%	0.00	209.37	209.37	0.00	530.96	530.96	0.00	1075.47	1075.47	0.00	0.00	0.00	0.00	0.00	0.00	0.00	7.42	7.42	0.00	1613.86	1613.86	
26	NTPC-TELANGANA-STPS STAGE-1	1600	23.34%	0.00	4.45	4.45	0.00	8.35	8.35	0.00	16.68	16.68	0.00	0.00	0.00	0.00	0.00	0.00	0.00	-0.07	-0.07	0.00	24.96	24.96	
27	NTECL Valluru	1500	23.34%	0.00	85.23	85.23	0.00	162.96	162.96	0.00	329.68	329.68	0.00	0.00	0.00	0.00	0.00	0.00	0.00	0.19	0.19	0.00	492.83	492.83	
28	NLC Stage-I	630	23.34%	84.58	39.39	-45.19	46.10	33.67	-12.43	224.13	126.41	-97.73	0.00	0.00	0.00	0.00	0.00	0.00	0.00	116.82	116.82	270.23	276.90	6.66	
29	NLC Stage-II	840	23.34%	147.63	58.21	-89.42	98.50	51.23	-47.27	391.22	186.84	-204.38	0.00	0.00	0.00	0.00	0.00	0.00	0.00	45.01	45.01	489.72	283.08	-206.64	
30	NPC(MAPS)	440	23.34%	10.58	9.62	-0.96	0.00	0.00	0.00	27.40	27.27	-0.13	0.00	0.00	0.00	0.00	0.00	0.00	0.00	0.10	0.10	27.40	27.37	-0.03	
31	NPC(KAIGA unit I,II,III,IV)	880	23.34%	189.64	179.67	-9.97	0.00	0.00	0.00	646.67	678.40	31.73	0.00	0.00	0.00	0.00	0.00	0.00	0.00	-0.08	-0.08	646.67	678.32	31.65	
32	NTP(NLC TamilNadu)	1000	23.34%	0.00	142.06	142.06	0.00	237.38	237.38	0.00	501.17	501.17	0.00	0.00	0.00	0.00	0.00	0.00	0.00	-1.32	-1.32	0.00	737.23	737.23	
33	NLC NNTPS	1000	23.34%	0.00	80.45	80.45	0.00	144.55	144.55	0.00	208.28	208.28	0.00	0.00	0.00	0.00	0.00	0.00	0.00	48.39	48.39	0.00	401.22	401.22	
34	KKNPP Unit-I	1000	23.34%	2.61	2.44	-0.17	0.00	0.00	0.00	11.50	10.49	-1.01	0.00	0.00	0.00	0.00	0.00	0.00	0.00	-0.04	-0.04	11.50	10.45	-1.06	
35	NLC TPS- I Expn.	630	23.34%	3.44	3.34	-0.10	3.30	3.08	-0.22	8.43	9.51	1.08	0.00	0.00	0.00	0.00	0.00	0.00	0.00	0.08	0.08	11.73	12.67	0.94	
36	NLC TPS- II Expn.	840	23.34%	2.75	2.18	-0.57	6.40	4.68	-1.72	7.21	6.62	-0.59	0.00	0.00	0.00	0.00	0.00	0.00	0.00	-0.04	-0.04	13.61	11.26	-2.35	
37	JNNM Ph-1 Thermal		23.34%	67.99	49.10	-18.89	74.00	127.95	53.95	195.81	220.95	25.14	0.00	0.00	0.00	0.00	0.00	0.00	0.00	0.03	0.03	269.81	348.92	79.11	
38	NTPC Aravali			0.00	0.00	0.00	0.00	0.00	0.00	0.00	0.00	0.00	0.00	0.00	0.00	0.00	0.00	0.00	0.00	25.33	25.33	0.00	25.33	25.33	
39	SCED			0.00	0.00	0.00	0.00	0.00	0.00	0.00	-33.67	-33.67	0.00	0.00	0.00	0.00	0.00	0.00	0.00	0.00	0.00	0.00	-33.67	-33.67	
40	CGS TOTAL	19360	23.34%	2671.74	2579.80	-91.94	2082.10	3153.75	1071.65	7397.18	9554.05	2156.87	0.00	0.00	0.00	0.00	0.00	0.00	0.00	524.07	524.07	9479.28	13231.87	3752.59	
41	NCE- Others	153	23.34%	82.21	57.63	-24.58	24.90	12.80	-12.10	417.63	337.13	-80.49	0.00	0.00	0.00	0.00	0.00	0.00	0.00	2.89	2.89	442.53	352.82	-89.71	
42	NCE Solar	2466	23.34%	1034.32	1031.12	-3.20	0.00	0.00	0.00	4364.83	4483.02	118.19	0.00	0.00	0.00	0.00	0.00	0.00	0.00	93.68	93.68	4364.83	4576.70	211.87	
43	NCE WIND	3688	23.34%	1558.60	1734.15	175.55	0.00	0.00	0.00	7216.32	7465.84	249.53	0.00	0.00	0.00	0.00	0.00	0.00	0.00	-1.24	-1.24	7216.32	7464.61	248.29	
44	JNNM PH 1 SOLAR	39	23.34%	9.15	7.44	-1.71	0.00	0.00	0.00	98.45	94.34	-4.11	0.00	0.00	0.00	0.00	0.00	0.00	0.00	0.00	0.00	98.45	94.34	-4.11	
45	JNNM PH 2 SOLAR	1250	23.34%	626.35	554.29	-72.06	0.00	0.00	0.00	2749.68	2686.89	-62.79	0.00	0.00	0.00	0.00	0.00	0.00	0.00	4.78	4.78	2749.68	2691.66	-58.01	
46	NCE TOTAL	7596	23.34%	3310.63	3384.63	74.00	24.90	12.80	-12.10	14846.91	15067.23	220.32	0.00	0.00	0.00	0.00	0.00	0.00	0.00	100.11	100.11	14871.81	15180.13	308.33	
47	APPDCL Stage-I	1600	23.34%	1840.24	1331.19	-509.05	2868.20	1586.95	-1281.25	5778.35	4875.34	-903.01	0.00	0.00	0.00	0.00	0.00	0.00	0.00	-184.79	-184.79	8646.55	6277.50	-2369.05	
48	APPDCL Stage-II	800	23.34%	1075.04	666.29	-408.75	1935.10	999.99	-935.11	3375.63	2092.14	-1283.49	0.00	0.00	0.00	0.00	0.00	0.00	0.00	0.00	0.00	5310.73	3092.13	-2218.59	
49	Godavari Gas Power Plant	216	23.34%	126.95	0.08	-126.87	51.20	30.84	-20.36	571.28	7.11	-564.17	0.00	0.00	0.00	0.00	0.00	0.00	0.00	0.00	0.00	622.48	37.94	-584.53	
50	TS NPDC (TSPCC)		23.34%	0.00	5.18	5.18	0.00	0.00	0.00	0.00	39.20	39.20	0.00	0.00	0.00	0.00	0.00	0.00	0.00	0.00	0.00	0.00	39.20	39.20	
51	JOINT SECTOR TOTAL	2616	23.34%	3042.23	2002.73	-1039.50	4854.50	2617.78	-2236.72	9725.25	7013.79	-2711.47	0.00	0.00	0.00	0.00	0.00	0.00	0.00	-184.79	-184.79	14579.75	9446.78	-5132.98	

S. No.	Generating station/ Stage/Source	Plant capacity (MW)	Discom's share (%)	Energy (MU)			Cost Components (Rs. Millions)																		
							Fixed (A)			Variable (B)			Incentive (C)			Income Tax (D)			Others (E)			Total F=(A+B+C+D+E)			
				TO (a)	Actual (b)	Variance (c)= (b-a)	TO (d)	Actual (e)	Variance (f)= (e-d)	TO (g)	Actual (h)	Variance (i)= (h-g)	TO (j)	Actual (k)	Variance (l)= (k-j)	TO (m)	Actual (n)	Variance (o)= (n-m)	TO (p)	Actual (q)	Variance (r)= (q-p)	TO (s)	Actual (t)	Variance (u)= (t-s)	
52	Thermal Powertech Corporation (SEIL P1)	231	23.34%	399.60	388.68	-10.92	628.90	590.05	-38.85	895.10	1101.35	206.24	0.00	0.00	0.00	0.00	0.00	0.00	0.00	0.00	16.85	16.85	1524.00	1708.25	184.24
53	SEIL P 2	625	23.34%	1004.69	819.53	-185.16	1677.80	1266.67	-411.13	2180.18	2399.35	219.18	0.00	0.00	0.00	0.00	0.00	0.00	0.00	0.00	20.31	20.31	3857.98	3686.33	-171.65
54	HNPCL	1040	23.34%	1533.15	1129.90	-403.25	2203.30	1710.15	-493.15	4308.15	3190.58	-1117.58	0.00	0.00	0.00	0.00	0.00	0.00	0.00	0.00	1700.96	1700.96	6511.45	6601.68	90.23
55	IPPs TOTAL	1895.55	23.34%	2937.44	2338.11	-599.33	4510.00	3566.88	-943.12	7383.43	6691.28	-692.16	0.00	0.00	0.00	0.00	0.00	0.00	0.00	0.00	1738.11	1738.11	11893.43	11996.26	102.83
56	UI CHARGES			0.00	-25.91	-25.91	0.00	0.00	0.00	0.00	424.62	424.62	0.00	0.00	0.00	0.00	0.00	0.00	0.00	0.00	0.00	0.00	0.00	424.62	424.62
57	Short term purchases			284.34	2587.45	2303.11	0.00	0.00	0.00	1509.85	19631.08	18121.23	0.00	0.00	0.00	0.00	0.00	0.00	0.00	0.00	78.36	78.36	1509.85	19709.44	18199.59
58	Short term Sales			0.00	-180.18	-180.18	0.00	0.00	0.00	0.00	-1020.88	-1020.88	0.00	0.00	0.00	0.00	0.00	0.00	0.00	0.00	0.00	0.00	0.00	-1020.88	-1020.88
59	Purchase from EPDCL			0.00	0.00	0.00	0.00	0.00	0.00	0.00	0.00	0.00	0.00	0.00	0.00	0.00	0.00	0.00	0.00	0.00	0.00	0.00	0.00	0.00	0.00
60	Purchase from SPDCL			33.51	0.00	-33.51	0.00	0.00	0.00	144.76	0.00	-144.76	0.00	0.00	0.00	0.00	0.00	0.00	0.00	0.00	0.00	0.00	144.76	0.00	-144.76
61	Sale to EPDCL			0.00	0.00	0.00	0.00	0.00	0.00	0.00	0.00	0.00	0.00	0.00	0.00	0.00	0.00	0.00	0.00	0.00	0.00	0.00	0.00	0.00	0.00
62	Sale to SPDCL			0.00	0.00	0.00	0.00	0.00	0.00	0.00	0.00	0.00	0.00	0.00	0.00	0.00	0.00	0.00	0.00	0.00	0.00	0.00	0.00	0.00	0.00
63	Swapping power to be returned			-117.75	-151.06	-33.31	0.00	0.00	0.00	-508.68	-820.00	-311.32	0.00	0.00	0.00	0.00	0.00	0.00	0.00	0.00	0.00	0.00	-508.68	-820.00	-311.32
64	TOTAL OTHERS			200.10	2230.31	2030.21	0.00	0.00	0.00	1145.93	18214.81	17068.88	0.00	0.00	0.00	0.00	0.00	0.00	0.00	0.00	78.36	78.36	1145.93	18293.18	17147.25
65	TRANSMISSION COST			0.00	0.00	0.00	8170.80	6746.37	-1424.43	0.00	0.00	0.00	0.00	0.00	0.00	0.00	0.00	0.00	0.00	0.00	-2487.69	-2487.69	8170.80	4258.68	-3912.12
66	SLDC COST			0.00	0.00	0.00	177.30	166.89	-10.41	0.00	0.00	0.00	0.00	0.00	0.00	0.00	0.00	0.00	0.00	0.00	0.00	0.00	177.30	166.89	-10.41
67	PGCIL			0.00	0.00	0.00	3501.00	2197.66	-1303.34	0.00	859.81	859.81	0.00	0.00	0.00	0.00	0.00	0.00	0.00	0.00	288.45	288.45	3501.00	3345.91	-155.09
68	ULDC COST			0.00	0.00	0.00	7.40	8.81	1.41	0.00	1.70	1.70	0.00	0.00	0.00	0.00	0.00	0.00	0.00	0.00	3.97	3.97	7.40	14.48	7.08
69	TOTAL TRANSMISSION & ULDC CHARGES			0.00	0.00	0.00	11856.50	9119.72	-2736.78	0.00	861.50	861.50	0.00	0.00	0.00	0.00	0.00	0.00	0.00	0.00	-2195.26	-2195.26	11856.50	7785.96	-4070.54
70	TOTAL COST			16847.15	17513.80	666.65	31467.50	25061.12	-6406.38	53367.66	76782.67	23415.01	0.00	0.00	0.00	0.00	0.00	0.00	0.00	0.00	57.89	57.89	84835.16	101901.68	17066.51
71	Past claims/refunds, if any, pertaining to previous years and other Adjustments			0.00	0.24	0.24	0.00	-0.43	-0.43	0.00	-41.23	-41.23	0.00	0.00	0.00	0.00	0.00	0.00	0.00	0.00	7029.82	7029.82	0.00	6988.15	6988.15
72	POWER PURCHASE FOR THE MONTH			16847.15	17514.04	666.89	31467.50	25060.69	-6406.81	53367.66	76741.44	23373.78	0.00	0.00	0.00	0.00	0.00	0.00	0.00	0.00	7087.70	7087.70	84835.16	108889.83	24054.67

ANNEXURE-IV (C)

FPPCA FORMAT for FY 2023-24 - APEPDCL

S. No.	Generating station/ Stage/Source	Plant capacity (MW)	Discom's share (%)	Energy (MU)			Apr-23																	
							Fixed (A)			Variable (B)			Incentive (C)			Income Tax (D)			Others (E)			Total F=(A+B+C+D+E)		
				TO (a)	Actual (b)	Variance (c)= (b-a)	TO (d)	Actual (e)	Variance (f)= (e-d)	TO (g)	Actual (h)	Variance (i)= (h-g)	TO (j)	Actual (k)	Variance (l)= (k-j)	TO (m)	Actual (n)	Variance (o)= (n-m)	TO (p)	Actual (q)	Variance (r)= (q-p)	TO (s)	Actual (t)	Variance (u)= (t-s)
1	Dr. NTTPS	1260	36.22%	233.26	264.30	31.04	206.18	235.41	29.23	779.09	1154.40	375.32		0.00	0.00		0.00	0.00		0.00	0.00	985.26	1389.81	404.55
2	Dr. NTTPS-IV	500	36.22%	100.33	107.39	7.06	87.08	92.90	5.83	316.04	444.47	128.43		0.00	0.00		0.00	0.00		0.00	0.00	403.11	537.37	134.26
3	Dr. NTTPS-V	800	36.22%	0.00	0.00	0.00	176.46	0.00	-176.46	0.00	0.00	0.00		0.00	0.00		0.00	0.00		0.00	0.00	176.46	0.00	-176.46
4	RTPP Stage-I	420	36.22%	67.37	72.36	4.99	66.57	79.79	13.22	260.05	304.81	44.76		0.00	0.00		0.00	0.00		0.00	0.00	326.61	384.60	57.99
5	RTPP Stage-II	420	36.22%	79.58	94.00	14.43	77.87	86.80	8.93	307.16	396.00	88.83		0.00	0.00		0.00	0.00		0.00	0.00	385.03	482.79	97.76
6	RTPP Stage-III	210	36.22%	38.24	40.86	2.62	47.64	55.33	7.68	147.61	172.11	24.50		0.00	0.00		0.00	0.00		0.00	0.00	195.25	227.44	32.19
7	RTPP Stage-IV	600	36.22%	108.79	100.93	-7.86	196.75	190.59	-6.16	398.17	404.69	6.52		0.00	0.00		0.00	0.00		0.00	0.00	594.92	595.28	0.36
8	GENCO THERMAL TOTAL	4210	36.22%	627.57	679.83	52.27	858.53	740.81	-117.73	2208.12	2876.48	668.36	0.00	0.00	0.00	0.00	0.00	0.00	0.00	0.00	0.00	3066.65	3617.29	550.64
9	Srisailam RCPH	770	36.22%	15.59	1.88	-13.71	69.92	74.51	4.59	0.00	0.00	0.00		0.00	0.00		0.00	0.00		0.00	0.00	69.92	74.51	4.59
10	NSRCPH	90	36.22%	0.38	0.02	-0.36	8.03	8.56	0.53	0.00	0.00	0.00		0.00	0.00		0.00	0.00		0.00	0.00	8.03	8.56	0.53
11	NSTPDC PH	50	36.22%	0.36	0.08	-0.28	14.93	15.91	0.98	0.00	0.00	0.00		0.00	0.00		0.00	0.00		0.00	0.00	14.93	15.91	0.98
12	Upper Sileru	725	36.22%	21.40	9.33	-12.07	75.99	26.81	-49.18	0.00	0.00	0.00		0.00	0.00		0.00	0.00		0.00	0.00	75.99	26.81	-49.18
13	Lower Sileru		36.22%	38.12	31.65	-6.47	0.00	51.38	51.38	0.00	0.00	0.00		0.00	0.00		0.00	0.00		0.00	0.00	0.00	51.38	51.38
14	Donkarayi		36.22%	2.66	1.03	-1.63	0.00	2.79	2.79	0.00	0.00	0.00		0.00	0.00		0.00	0.00		0.00	0.00	0.00	2.79	2.79
15	PABM	20	36.22%	0.00	0.00	0.00	4.16	4.43	0.27	0.00	0.00	0.00		0.00	0.00		0.00	0.00		0.00	0.00	4.16	4.43	0.27
16	Minihydel (Chettipet)	1	36.22%	0.05	0.10	0.05	0.57	0.60	0.04	0.00	0.00	0.00		0.00	0.00		0.00	0.00		0.00	0.00	0.57	0.60	0.04
17	Machkund AP Share	118	36.22%	10.78	9.72	-1.06	20.48	12.95	-7.53	0.00	0.00	0.00		0.00	0.00		0.00	0.00		0.00	0.00	20.48	12.95	-7.53
18	TB Dam AP Share		36.22%	1.03	1.20	0.17	0.00	8.88	8.88	0.00	0.00	0.00		0.00	0.00		0.00	0.00		0.00	0.00	0.00	8.88	8.88
19	GENCO HYDEL(INCLUDING INTERSTATE)/TOTAL	1774	36.22%	90.37	55.02	-35.35	194.08	206.83	12.75	0.00	0.00	0.00	0.00	0.00	0.00	0.00	0.00	0.00	0.00	0.00	0.00	194.08	206.83	12.75
20	NTPC(SR) Ramagundam I &II	2100	36.22%	74.11	54.55	-19.56	44.98	42.64	-2.33	209.73	184.39	-25.34		0.00	0.00		0.00	0.00		0.00	0.00	254.71	227.03	-27.68
21	NTPC(SR) Simhadri Stage-I	1000	36.22%	107.56	98.06	-9.50	91.99	105.52	13.53	321.60	473.41	151.81		0.00	0.00		0.00	0.00		0.00	0.00	413.60	578.93	165.34
22	NTPC(SR) Simhadri Stage-II	1000	36.22%	49.89	46.94	-2.95	64.94	68.10	3.16	137.20	223.74	86.54		0.00	0.00		0.00	0.00		0.00	0.00	202.14	291.85	89.71
23	NTPC(SR) Talcher Stage-II	2000	36.22%	41.08	45.57	4.49	26.60	32.61	6.01	71.89	76.74	4.85		0.00	0.00		0.00	0.00		7.04	7.04	98.49	116.38	17.89

S. No.	Generating station/ Stage/Source	Plant capacity (MW)	Discom's share (%)	Energy (MU)			Apr-23															
							Fixed (A)			Variable (B)			Incentive (C)			Income Tax (D)			Others (E)			Total F=(A+B+C+D+E)
				TO (a)	Actual (b)	Variance (c)= (b-a)	TO (d)	Actual (e)	Variance (f)= (e-d)	TO (g)	Actual (h)	Variance (i)= (h-g)	TO (j)	Actual (k)	Variance (l)= (k-j)	TO (m)	Actual (n)	Variance (o)= (n-m)	TO (p)	Actual (q)	Variance (r)= (q-p)	TO (s)
24	NTPC(SR) Ramagundam III	500	36.22%	17.36	14.14	-3.22	11.23	12.24	1.01	48.26	47.12	-1.15	0.00	0.00	0.00	0.00	0.00	0.00	0.00	59.49	59.35	-0.13
25	NTPC Kudgi Stage-I	2400	36.22%	0.00	33.48	33.48	0.00	77.39	77.39	0.00	185.38	185.38	0.00	0.00	0.00	0.00	0.00	0.00	0.00	0.00	262.76	262.76
	NTPC-TELANGANA-STPS STAGE-1	1600	36.22%	0.00	0.00	0.00	0.00	0.00	0.00	0.00	0.00	0.00	0.00	0.00	0.00	0.00	0.00	0.00	0.00	0.00	0.00	0.00
26	NTECL Valluru	1500	36.22%	0.00	19.74	19.74	0.00	34.55	34.55	0.00	65.07	65.07	0.00	0.00	0.00	0.00	0.37	0.37	0.00	100.00	100.00	
27	NLC Stage-I	630	36.22%	11.71	5.92	-5.79	5.96	5.13	-0.83	31.03	18.97	-12.07	0.00	0.00	0.00	0.00	0.00	0.00	0.00	36.99	24.10	-12.89
28	NLC Stage-II	840	36.22%	20.61	10.19	-10.42	12.74	9.10	-3.65	54.62	32.67	-21.95	0.00	0.00	0.00	0.00	0.00	0.00	0.00	67.36	41.76	-25.60
29	NPC(MAPS)	440	36.22%	1.51	2.09	0.58	0.00	0.00	0.00	3.91	5.44	1.53	0.00	0.00	0.00	0.00	0.07	0.07	0.00	3.91	5.52	1.61
30	NPC(KAIGA unit I,II,III,IV)	880	36.22%	19.34	29.96	10.62	0.00	0.00	0.00	65.95	104.83	38.88	0.00	0.00	0.00	0.00	-0.14	-0.14	0.00	65.95	104.69	38.74
31	NTPL(NLC TamilNadu)	1000	36.22%	0.00	25.80	25.80	0.00	41.51	41.51	0.00	90.33	90.33	0.00	0.00	0.00	0.00	0.06	0.06	0.00	131.91	131.91	
32	NLC NNTPS	1000	36.22%	0.00	13.48	13.48	0.00	21.37	21.37	0.00	34.48	34.48	0.00	0.00	0.00	0.00	0.95	0.95	0.00	56.79	56.79	
33	KKNPP Unit-I	1000	36.22%	0.41	0.35	-0.06	0.00	0.00	0.00	1.81	1.54	-0.27	0.00	0.00	0.00	0.00	0.00	0.00	0.00	1.81	1.54	-0.27
34	NLC TPS- I Expn.	630	36.22%	0.48	0.54	0.06	0.43	0.50	0.08	1.18	1.54	0.37	0.00	0.00	0.00	0.00	0.02	0.02	0.00	1.60	2.07	0.47
35	NLC TPS- II Expn.	840	36.22%	0.42	0.42	0.00	0.82	0.90	0.08	1.10	1.27	0.17	0.00	0.00	0.00	0.00	0.00	0.00	0.00	1.92	2.17	0.25
36	JNNSM Ph-1 Thermal		36.22%	9.18	6.11	-3.07	9.57	15.59	6.03	26.44	28.08	1.64	0.00	0.00	0.00	0.00	-3.36	-3.36	0.00	36.01	40.31	4.31
50	NTPC Aravali			0.00	0.00	0.00	0.00	0.00	0.00	0.00	0.00	0.00	0.00	0.00	0.00	0.00	0.00	0.00	0.00	0.00	0.00	0.00
	SCED			0.00	0.00	0.00	0.00	0.00	0.00	0.00	0.00	0.00	0.00	0.00	0.00	0.00	0.00	0.00	0.00	0.00	0.00	0.00
37	CGS TOTAL	19360	36.22%	353.66	407.34	53.68	269.24	467.16	197.92	974.72	1574.99	600.27	0.00	0.00	0.00	0.00	0.00	5.01	5.01	1243.96	2047.16	803.20
38	NCE- Others	153	36.22%	9.35	8.90	-0.45	3.22	2.20	-1.01	47.50	50.36	2.86	0.00	0.00	0.00	0.00	0.00	0.00	0.00	50.71	52.56	1.85
39	NCE Solar	2466	36.22%	153.21	172.55	19.34	0.00	0.00	0.00	646.55	727.16	80.61	0.00	0.00	0.00	0.00	1.89	1.89	0.00	646.55	729.05	82.51
40	NCE WIND	3688	36.22%	123.94	132.94	9.00	0.00	0.00	0.00	573.84	637.38	63.53	0.00	0.00	0.00	0.00	-9.54	-9.54	0.00	573.84	627.84	54.00
41	JNNSM PH 1 SOLAR	39	36.22%	1.49	1.27	-0.22	0.00	0.00	0.00	16.03	13.71	-2.33	0.00	0.00	0.00	0.00	0.00	0.00	0.00	16.03	13.71	-2.33
42	JNNSM PH 2 SOLAR	1250	36.22%	75.93	67.27	-8.66	0.00	0.00	0.00	333.33	300.36	-32.97	0.00	0.00	0.00	0.00	1.61	1.61	0.00	333.33	301.97	-31.36
43	NCE TOTAL	7596	36.22%	363.92	382.92	19.00	3.22	2.20	-1.01	1617.25	1728.96	111.71	0.00	0.00	0.00	0.00	0.00	-6.03	-6.03	1620.47	1725.13	104.66
44	APPDCL Stage-I	1600	36.22%	250.96	227.73	-23.23	370.92	263.68	-107.24	788.01	715.06	-72.95	0.00	0.00	0.00	0.00	0.00	0.00	0.00	1158.93	978.75	-180.18
45	APPDCL Stage-II	800	36.22%	0.00	140.91	140.91	250.25	213.64	-36.61	0.00	442.44	442.44	0.00	0.00	0.00	0.00	0.00	0.00	0.00	250.25	656.08	405.83

S. No.	Generating station/ Stage/Source	Plant capacity (MW)	Discom's share (%)	Energy (MU)			Apr-23																		
							Fixed (A)			Variable (B)			Incentive (C)			Income Tax (D)			Others (E)			Total F=(A+B+C+D+E)			
				TO (a)	Actual (b)	Variance (c)= (b-a)	TO (d)	Actual (e)	Variance (f)= (e-d)	TO (g)	Actual (h)	Variance (i)= (h-g)	TO (j)	Actual (k)	Variance (l)= (k-j)	TO (m)	Actual (n)	Variance (o)= (n-m)	TO (p)	Actual (q)	Variance (r)= (q-p)	TO (s)	Actual (t)	Variance (u)= (t-s)	
46	Godavari Gas Power Plant	216	36.22%	16.14	0.00	-16.14	6.62	6.22	-0.40	72.63	0.00	-72.63		0.00	0.00		0.00	0.00		0.00	0.00		79.25	6.22	-73.03
47	TS NPDCL (TSPCC)		36.22%		0.85	0.85		0.00	0.00	0.00	6.40	6.40		0.00	0.00		0.00	0.00		0.00	0.00		0.00	6.40	6.40
48	JOINT SECTOR TOTAL	2616	36.22%	267.10	369.48	102.38	627.78	483.53	-144.25	860.64	1163.91	303.26	0.00	0.00	0.00	0.00	0.00	0.00	0.00	0.00	0.00	1488.43	1647.44	159.01	
49	Thermal Powertech Corporation (SEIL P1)	231	36.22%	51.68	61.07	9.39	81.33	85.84	4.51	115.76	168.49	52.73		0.00	0.00		0.00	0.00		0.00	0.00		197.10	254.33	57.23
50	SEIL P 2	625	36.22%	135.84	117.67	-18.17	216.99	176.45	-40.55	294.77	350.84	56.07		0.00	0.00		0.00	0.00		0.00	0.00		511.76	527.29	15.52
51	HNPCL	1040	36.22%	204.62	155.89	-48.73	284.93	223.99	-60.94	574.98	438.04	-136.94		0.00	0.00		0.00	0.00		0.00	0.00		859.92	662.03	-197.88
52	IPPs TOTAL	1896	36.22%	392.14	334.63	-57.51	583.26	486.28	-96.98	985.52	957.37	-28.14	0.00	0.00	0.00	0.00	0.00	0.00	0.00	0.00	0.00	1568.78	1443.65	-125.12	
53	UI CHARGES				-2.58	-2.58	0.00	0.00	0.00		43.96	43.96		0.00	0.00		0.00	0.00		0.00	0.00		0.00	43.96	43.96
54	Short term purchases			380.86	409.91	29.05	0.00	0.00	0.00	2022.37	3591.70	1569.34		0.00	0.00		0.00	0.00		16.37	16.37	2022.37	3608.08	1585.71	
55	Short term Sales				-14.14	-14.14	0.00	0.00	0.00		-86.89	-86.89		0.00	0.00			0.00			0.00	0.00	-86.89	-86.89	
56	Purchase from SPDCL			0.00	0.00	0.00	0.00	0.00	0.00	0.00	0.00	0.00		0.00	0.00			0.00			0.00	0.00	0.00	0.00	
57	Purchase from CPDCL			0.00	0.00	0.00	0.00	0.00	0.00	0.00	0.00	0.00		0.00	0.00			0.00			0.00	0.00	0.00	0.00	
58	Sale to SPDCL			0.00	0.00	0.00	0.00	0.00	0.00	0.00	0.00	0.00		0.00	0.00			0.00			0.00	0.00	0.00	0.00	
59	Sale to CPDCL			0.00	0.00	0.00		0.00	0.00	0.00	0.00	0.00		0.00	0.00			0.00			0.00	0.00	0.00	0.00	
60	Swapping power to be returned			0.00	0.00	0.00		0.00	0.00	0.00	0.00	0.00		0.00	0.00			0.00			0.00	0.00	0.00	0.00	
61	TOTAL OTHERS			380.86	393.19	12.33	0.00	0.00	0.00	2022.37	3548.78	1526.41	0.00	0.00	0.00	0.00	0.00	0.00	0.00	16.37	16.37	2022.37	3565.15	1542.79	
62	TRANSMISSION COST			0.00	0.00	0.00	969.97	1092.65	122.68		0.00	0.00		0.00	0.00		0.00	0.00		0.00	0.00	969.97	1092.65	122.68	
63	SLDC COST			0.00	0.00	0.00	22.93	47.92	24.99		0.00	0.00		0.00	0.00		0.00	0.00		0.00	0.00	22.93	47.92	24.99	
64	PGCIL			0.00	0.00	0.00	452.75	0.00	-452.75		336.30	336.30		0.00	0.00		0.00	0.00		9.96	9.96	452.75	346.25	-106.50	
65	ULDC COST			0.00	0.00	0.00	0.96	1.41	0.45		0.00	0.00		0.00	0.00		0.00	0.00		0.00	0.00	0.96	1.41	0.45	
66	TOTAL TRANSMISSION & ULDC CHARGES			0.00	0.00	0.00	1446.61	1141.98	-304.63	0.00	336.30	336.30	0.00	0.00	0.00	0.00	0.00	0.00	0.00	9.96	9.96	1446.61	1488.23	41.63	
67	TOTAL COST			2475.62	2622.40	146.79	3982.72	3528.79	-453.93	8668.61	12186.78	3518.17	0.00	0.00	0.00	0.00	0.00	0.00	0.00	25.31	25.31	12651.33	15740.89	3089.56	
68	Past claims/refunds, if any, pertaining to previous years and other Adjustments							0.00	0.00		0.00	0.00			0.00			0.00		835.7	835.78	0.00	835.78	835.78	
69	POWER PURCHASE			2475.62	2622.40	146.79	3982.72	3528.79	-453.93	8668.61	12186.78	3518.17	0.00	0.00	0.00	0.00	0.00	0.00	0.00	861.1	861.10	12651.33	16576.67	3925.34	

ANNEXURE - V (A)**Abstract of month-wise computation of FPPCA for FY 2023-24-APSPDCL**

S.No.	Particulars	Apr-23	May-23	Jun-23	Jul-23	Aug-23	Sep-23	Oct-23	Nov-23	Dec-23	Jan-24	Feb-24	Mar-24
1	Actual Power Purchase Cost (Rs.Crs)	1735.99	1677.08	1630.22	1592.14	1878.40	1713.26	1879.48	1442.89	1468.07	1714.18	1718.12	1652.16
2	Actual Power Purchase (MU)	2702.57	2577.14	2679.10	2654.60	3025.40	2662.50	2851.35	2453.47	2324.01	2757.00	2698.11	2820.79
3	Approved Power Purchase Cost (Rs.Crs)	1341.05	1175.24	1181.37	1196.39	1199.33	1182.06	1231.44	975.12	1064.76	1210.54	1248.02	1376.83
4	Approved Power Purchase (MU)	2611.18	2251.08	2256.29	2281.28	2421.76	2371.55	2539.98	1818.99	2079.29	2472.03	2557.99	2893.20
5	Actual Weighted average Power Purchase Cost per unit of energy (APPC) (1/2)	6.4235	6.5075	6.0850	5.9977	6.2088	6.4348	6.5916	5.8810	6.3170	6.2176	6.3679	5.8571
6	Base Weighted average Power Purchase Cost per unit of energy (BPPC) (3/4)	5.1358	5.2208	5.2359	5.2444	4.9523	4.9843	4.8482	5.3608	5.1208	4.8970	4.8789	4.7588
7	Actual loss % for previous year (FY 2022-23)	10.67%	10.67%	10.67%	10.67%	10.67%	10.67%	10.67%	10.67%	10.67%	10.67%	10.67%	10.67%
8	Approved T&D Loss for FY 2023-24	9.51%	9.51%	9.51%	9.51%	9.51%	9.51%	9.51%	9.51%	9.51%	9.51%	9.51%	9.51%
9	Loss % considered (lower of above two rows)	9.51%	9.51%	9.51%	9.51%	9.51%	9.51%	9.51%	9.51%	9.51%	9.51%	9.51%	9.51%
10	FPPCA (Rs./Unit) = (APPC - BPPC) / (1-(Loss in %/100)) (Rs./Unit)	1.4230	1.4220	0.9383	0.8325	1.3885	1.6029	1.9265	0.5749	1.3219	1.4594	1.6454	1.2137
11	Sales in MU	2441.80	2258.78	2339.49	2177.24	2658.40	2293.16	2574.91	2188.05	2127.18	2492.40	2509.83	2670.55
12	Recovery through FPPCA (Rs.Crs) (10x11)	347.47	321.19	219.52	181.25	369.11	367.56	496.07	125.79	281.19	363.74	412.98	324.12
13	Actual losses for FY 2023-24 (%)	10.79%	10.79%	10.79%	10.79%	10.79%	10.79%	10.79%	10.79%	10.79%	10.79%	10.79%	10.79%
14	Actual sales grossed up with actual losses (sales / (1-Actual losses) (MU) (11/(1-13))	2737.13	2531.98	2622.45	2440.58	2979.93	2570.51	2886.35	2452.69	2384.46	2793.86	2813.40	2993.55
15	Actual sales grossed up with approved losses (sales / (1-Approved losses) (MU) (11/(1-8))	2698.42	2496.17	2585.35	2406.06	2937.78	2534.15	2845.52	2418.00	2350.73	2754.34	2773.60	2951.21
16	Power Purchase quantum as per Clause (g) of Regulation (Lower of the above) (MU)	2698.42	2496.17	2585.35	2406.06	2937.78	2534.15	2845.52	2418.00	2324.01	2754.34	2698.11	2820.79
17	Power Purchase Cost as per Clause (g) of Regulation (Rs.Crs) (16x5)	1733.33	1624.39	1573.18	1443.08	1824.00	1630.67	1875.64	1422.03	1468.07	1712.53	1718.12	1652.16
18	Power Purchase Cost variation (Rs.Crs) (17-3)	392.27	449.15	391.81	246.68	624.66	448.61	644.20	446.91	403.31	501.99	470.10	275.33
19	FPPCA to be adjusted as per Clause (g) of Regulation (18/11) (Rs./Unit)	1.6065	1.9885	1.6748	1.1330	2.3498	1.9563	2.5018	2.0425	1.8960	2.0141	1.8730	1.0310

ANNEXURE-V (B)**Abstract of month wise computation of FPPCA for FY 2023-24-APCPDCL**

S.No	Particulars	Apr-23	May-23	Jun-23	Jul-23	Aug-23	Sep-23	Oct-23	Nov-23	Dec-23	Jan-24	Feb-24	Mar-24
1	Actual Power Purchase Cost (Rs.Crs)	940.23	1011.49	969.98	854.45	967.13	950.66	1062.96	813.32	744.24	848.50	870.59	855.43
2	Actual Power Purchase (MU)	1468.82	1570.91	1610.18	1429.09	1557.69	1484.96	1621.93	1393.21	1176.61	1360.79	1365.61	1474.26
3	Approved Power Purchase Cost (Rs.Crs)	808.06	780.14	750.06	673.25	684.67	685.63	722.09	627.91	647.83	655.89	672.71	775.27
4	Approved Power Purchase (MU)	1571.24	1541.02	1468.42	1265.03	1374.19	1378.92	1487.33	1198.82	1280.21	1299.91	1349.64	1632.42
5	Actual Weighted average Power Purchase Cost per unit of energy (APPC) (1/2)	6.4013	6.4389	6.0241	5.9790	6.2087	6.4019	6.5537	5.8377	6.3252	6.2354	6.3751	5.8025
6	Base Weighted average Power Purchase Cost per unit of energy (BPPC) (3/4)	5.1428	5.0625	5.1080	5.3220	4.9824	4.9722	4.8549	5.2377	5.0603	5.0457	4.9843	4.7492
7	Actual loss % for previous year (FY 2022-23)	10.59%	10.59%	10.59%	10.59%	10.59%	10.59%	10.59%	10.59%	10.59%	10.59%	10.59%	10.59%
8	Approved T&D Loss for FY 2023-24	10.61%	10.61%	10.61%	10.61%	10.61%	10.61%	10.61%	10.61%	10.61%	10.61%	10.61%	10.61%
9	Loss % considered (lower of above two rows)	10.59%	10.59%	10.59%	10.59%	10.59%	10.59%	10.59%	10.59%	10.59%	10.59%	10.59%	10.59%
10	FPPCA (Rs./Unit) = (APPC - BPPC) / (1-(Loss in %/100)) (Rs./Unit)	1.4075	1.5394	1.0246	0.7347	1.3716	1.5990	1.8999	0.6711	1.4147	1.3305	1.5554	1.1780
11	Sales in MU	1333.75	1397.63	1392.26	1183.93	1369.09	1273.70	1474.39	1241.69	1079.40	1220.69	1260.14	1417.31
12	Recovery through FPPCA (Rs.Crs) (10x11)	187.72	215.15	142.65	86.98	187.78	203.66	280.11	83.33	152.70	162.42	196.00	166.95
13	Actual losses for FY 2023-24 (%)	10.68%	10.68%	10.68%	10.68%	10.68%	10.68%	10.68%	10.68%	10.68%	10.68%	10.68%	10.68%
14	Actual sales grossed up with actual losses (sales / (1-Actual losses) (MU) (11/(1-13))	1493.18	1564.70	1558.69	1325.46	1532.75	1425.95	1650.63	1390.12	1208.43	1366.61	1410.78	1586.73
15	Actual sales grossed up with approved losses (sales / (1-Approved losses) (MU) (11/(1-8))	1492.05	1563.52	1557.51	1324.46	1531.59	1424.88	1649.39	1389.08	1207.52	1365.58	1409.71	1585.54
16	Power Purchase quantum as per Clause (g) of Regulation (Lower of the above) (MU)	1468.82	1563.52	1557.51	1324.46	1531.59	1424.88	1621.93	1389.08	1176.61	1360.79	1365.61	1474.26
17	Power Purchase Cost as per Clause (g) of Regulation (Rs.Crs) (16x5)	940.23	1006.74	938.26	791.89	950.93	912.19	1062.96	810.90	744.24	848.50	870.59	855.43
18	Power Purchase Cost variation (Rs.Crs) (17-3)	132.17	226.60	188.20	118.64	266.26	226.57	340.87	183.00	96.41	192.61	197.88	80.16
19	FPPCA to be adjusted as per Clause (g) of Regulation (18/11) (Rs./Unit)	0.9910	1.6213	1.3517	1.0020	1.9448	1.7788	2.3119	1.4738	0.8931	1.5779	1.5703	0.5656

ANNEXURE-V (C)**Abstract of month wise computation of FPPCA for FY 2023-24-APEPDCL**

S. No	Particulars	Apr-23	May-23	Jun-23	Jul-23	Aug-23	Sep-23	Oct-23	Nov-23	Dec-23	Jan-24	Feb-24	Mar-24
1	Actual Power Purchase Cost (Rs Crs)	1657.67	1739.49	1702.81	1575.87	1608.88	1606.77	1716.74	1358.61	1255.13	1363.90	1451.04	1439.77
2	Actual Power Purchase (MU)	2622.40	2729.83	2860.71	2679.62	2615.10	2535.52	2637.32	2353.64	2010.43	2205.60	2299.75	2488.34
3	Approved Power Purchase Cost (Millions)	12651.33	12784.63	12844.63	11895.83	11826.12	11614.24	12028.50	11483.65	11448.27	11424.69	11210.36	13104.34
4	Approved Power Purchase (MU)	2475.62	2568.45	2592.20	2397.11	2470.67	2433.55	2479.38	2299.33	2362.45	2392.27	2321.96	2753.18
5	Actual Weighted average Power Purchase Cost per unit of energy (APPC) (1/2)	6.32	6.37	5.95	5.88	6.15	6.34	6.51	5.77	6.24	6.18	6.31	5.79
6	Base Weighted average Power Purchase Cost per unit of energy (BPPC) (3/4)	5.11	4.98	4.96	4.96	4.79	4.77	4.85	4.99	4.85	4.78	4.83	4.76
7	Actual loss % for previous year (FY 2022-23)	8.58	8.58	8.58	8.58	8.58	8.58	8.58	8.58	8.58	8.58	8.58	8.58
8	Approved T&D Loss for FY 2023-24	8.64	8.64	8.64	8.64	8.64	8.64	8.64	8.64	8.64	8.64	8.64	8.64
9	Loss % considered (lower of above two rows)	8.58	8.58	8.58	8.58	8.58	8.58	8.58	8.58	8.58	8.58	8.58	8.58
10	FPPCA (Rs./Unit) = (APPC - BPPC) / (1-(Loss in %/100)) (Rs./Unit)	1.3244	1.5255	1.0909	1.0046	1.4938	1.7113	1.8136	0.8510	1.5283	1.5403	1.6206	1.1227
11	Sales in MU	2321.61	2450.76	2577.36	2410.76	2349.17	2297.03	2361.01	2233.42	2009.59	1962.92	2117.80	2255.17
12	Recovery through FPPCA (Millions) (10x11)	3074.83	3738.63	2811.68	2421.77	3509.25	3930.98	4281.92	1900.69	3071.21	3023.47	3432.18	2531.86
13	Actual losses for FY 2023-24 (%)	8.96	8.96	8.96	8.96	8.96	8.96	8.96	8.96	8.96	8.96	8.96	8.96
14	Actual sales grossed up with actual losses (sales / (1-Actual losses) (MU) (11/(1-13))	2550.10	2691.96	2831.02	2648.02	2580.37	2523.10	2593.38	2453.23	2207.37	2156.11	2326.23	2477.12
15	Actual sales grossed up with approved losses (sales/(1-Approved losses) (MU) (11/(1-8))	2541.17	2682.54	2821.11	2638.75	2571.33	2514.26	2584.29	2444.64	2199.64	2148.56	2318.08	2468.44
16	Power Purchase quantum as per Clause (G) of Regulation (Lower of the above) (MU)	2541.17	2682.54	2821.11	2638.75	2571.33	2514.26	2584.29	2353.64	2010.43	2148.56	2299.75	2468.44
17	Power Purchase Cost as per Clause (G) of Regulation (Millions) (16x5)	16063.17	17093.58	16792.38	15518.34	15819.49	15933.01	16822.21	13586.06	12551.27	13286.24	14510.43	14282.58
18	Power Purchase Cost variation (Millions) (17-3)	3411.84	4308.96	3947.75	3622.51	3993.37	4318.77	4793.71	2102.40	1103.00	1861.55	3300.07	1178.24
19	FPPCA adjusted as per Clause (G) of Regulation (18/11)(Rs./Unit)	1.4696	1.7582	1.5317	1.5026	1.6999	1.8802	2.0304	0.9413	0.5489	0.9484	1.5583	0.5225